



Model: EWR03ED

### Enhanced Duty Walk-In Oven

LEWCO Enhanced-Duty Batch Ovens are designed for critical applications, such as those in the advanced materials and aerospace industries. These models offer all of the same construction features as the Normal-Duty ovens; however the performance is "enhanced" by adding additional heat capacity and larger circulation fans. Enhanced-Duty ovens also guarantee a temperature uniformity of at least +/- 10°F. The EWR Series features a rear mounted heater box, which is ideal for installations with height restrictions. Each unit is fully assembled, wired, and tested prior to shipment. All LEWCO ovens are manufactured to meet the requirements of NFPA 86.

#### Operating Temperature

- 200°F - 350°F (93°C - 177°C)

#### Heating Source & Capacity

- Electric, low watt density Incoloy® heaters provide years of trouble free service.
- Standard heater bank assemblies are installed in high velocity ductwork to maximize heat transfer.

#### Airflow Pattern

- Dual Airflow: Hot air is supplied from both of the side walls and returned through a top plenum.

#### General Construction

- 16 ga. aluminized steel interior
- 18 ga. cold rolled steel exterior
- Heat loss is minimized by a unique wall design featuring a welded inner shell and a completely isolated outer frame and covers.

#### Finish

- Blue or gray alkyd enamel
- Optional: Premium finish for corrosive environments

#### Doors

- Heavy-duty doors on an isolated door frame minimize heat loss. Wire core gaskets create a tight seal for efficient heating.
- Explosion venting latches
- Standard: Bi-parting swing doors
- Optional:
  - Vertical lift guillotine door
  - Door windows

#### Floor

- Standard: 12 ga. plate floor
- Optional:
  - 12 ga. plate floor with (1) pair inverted angle track
  - 12 ga. plate floor with (1) pair 6" wide wheel guides
  - Insulated (100 p.s.f. max.)
  - Insulated with (1) pair inverted angle track
  - Insulated with (1) pair 6" wide wheel guides
  - No floor

#### Input Voltage

- Standard 480/3/60
- Please consult factory for other available options.

#### Controls

- Single set-point temperature controller and redundant high-limit controller
- NEMA 12 enclosure with full voltage lockable disconnect switch
- Circulation fan(s) include air proving circuits that are electrically interlocked with the heating circuit.
- Controls are wired to NFPA 70 and 79 electrical standards, and meet the requirements of NFPA 86, Class B ovens.
- Optional:
  - Door Switch
  - Batch Timer
  - Ramp/ Soak controller
  - Data logger/ chart recorder
  - Zero speed switch for fans
  - Composite curing controls

#### Quality Assurance

- Each unit comes complete with a (1) year warranty and is fully assembled, wired, and tested prior to shipment.
- Unit manufactured under ISO 9001 Quality Certified System.



# Industrial Batch Ovens

Model: EWR03ED

Model (NFPA Class B)	Overall Dimensions			Door Swing Radius	Workspace Dimensions			Workspace Volume (cubic ft.)	Heater Bank (kW)	Circulating Fan(s) (CFM)	Motor(s) (HP)	Air Changes per Minute	Exhaust Fan Capacity (CFM)	Exhaust Motor (HP)	Solvents per Batch (Gals.)	Ships Fully Assembled
	"W	"D	"H		"W	"D	"H									
EWR03ED-48-48-60	79	106	72	24"	48	48	60	80	36	3,500	3	43.75	N/A	N/A	0	Yes
EWR03ED-48-48-72	81	106	84	24"	48	48	72	96	36	4,000	3	41.67	N/A	N/A	0	Yes
EWR03ED-48-48-96	83	106	108	24"	48	48	96	128	45	5,500	3	42.97	N/A	N/A	0	Yes
EWR03ED-48-72-72	83	134	84	24"	48	72	72	144	45	6,000	3	41.67	N/A	N/A	0	Yes
EWR03ED-48-72-96	85	140	108	24"	48	72	96	192	45	8,000	5	41.67	N/A	N/A	0	Yes
EWR03ED-48-96-72	85	164	84	24"	48	96	72	192	45	8,000	5	41.67	N/A	N/A	0	Yes
EWR03ED-48-96-96	89	168	108	24"	48	96	96	256	54	12,000	7 1/2	46.88	N/A	N/A	0	Yes
EWR03ED-60-60-60	95	118	72	30"	60	60	60	125	45	5,000	3	40.00	N/A	N/A	0	Yes
EWR03ED-60-60-72	95	122	84	30"	60	60	72	150	45	6,000	3	40.00	N/A	N/A	0	Yes
EWR03ED-60-60-96	97	128	108	30"	60	60	96	200	45	8,000	5	40.00	N/A	N/A	0	Yes
EWR03ED-60-72-72	97	134	84	30"	60	72	72	180	45	8,000	5	44.44	N/A	N/A	0	Yes
EWR03ED-60-72-96	99	144	108	30"	60	72	96	240	54	10,000	7 1/2	41.67	N/A	N/A	0	Yes
EWR03ED-60-96-96	103	174	108	30"	60	96	96	320	54	14,000	10	43.75	N/A	N/A	0	Yes
EWR03ED-72-72-72	109	140	84	36"	72	72	72	216	45	9,000	7 1/2	41.67	N/A	N/A	0	Yes
EWR03ED-72-72-96	113	150	108	36"	72	72	96	288	54	12,000	7 1/2	41.67	N/A	N/A	0	Yes
EWR03ED-72-96-96	121	174	108	36"	72	96	96	384	63	16,000	10	41.67	N/A	N/A	0	Yes
EWR03ED-72-120-96	125	198	108	36"	72	120	96	480	72	20,000	15	41.67	N/A	N/A	0	Yes
EWR03ED-84-84-84	129	162	96	42"	84	84	84	343	63	14,000	10	40.82	N/A	N/A	0	Yes
EWR03ED-84-96-84	133	174	96	42"	84	96	84	392	63	16,000	10	40.82	N/A	N/A	0	Yes
EWR03ED-84-120-84	137	205	96	42"	84	120	84	490	72	20,000	15	40.82	N/A	N/A	0	Yes
EWR03ED-84-120-96	141	210	108	42"	84	120	96	560	72	24,000	15	42.86	N/A	N/A	0	Yes
EWR03ED-96-96-96	149	181	108	48"	96	96	96	512	72	22,000	15	42.97	N/A	N/A	0	Yes
EWR03ED-96-120-96	153	210	108	48"	96	120	96	640	81	26,000	15	40.63	N/A	N/A	0	Yes
EWR03ED-96-144-96	161	243	108	48"	96	144	96	768	90	16,000(x2)	10(x2)	40.20	N/A	N/A	0	Yes
EWR03ED-96-168-96	167	267	108	48"	96	168	96	896	99	18,000(x2)	15(x2)	40.17	N/A	N/A	0	Yes
EWR03ED-120-120-96	185	219	108	60"	120	120	96	800	90	16,000(x2)	10(x2)	40.00	N/A	N/A	0	Yes
EWR03ED-120-120-120	193	224	132	60"	120	120	120	1,000	99	20,000(x2)	15(x2)	40.00	N/A	N/A	0	Yes
EWR03ED-120-144-96	191	243	108	60"	120	144	96	960	99	20,000(x2)	15(x2)	41.67	N/A	N/A	0	Yes
EWR03ED-120-144-120	197	255	132	60"	120	144	120	1,200	108	24,000(x2)	15(x2)	40.00	N/A	N/A	0	Yes
EWR03ED-120-168-96	193	279	108	60"	120	168	96	1,120	108	24,000(x2)	15(x2)	42.85	N/A	N/A	0	Yes
EWR03ED-120-168-120	203	279	132	60"	120	168	120	1,400	117	28,000(x2)	15(x2)	40.00	N/A	N/A	0	Yes

NOTE: Sizes are approximate. LEWCO, Inc. reserves the right to change specifications without notice.

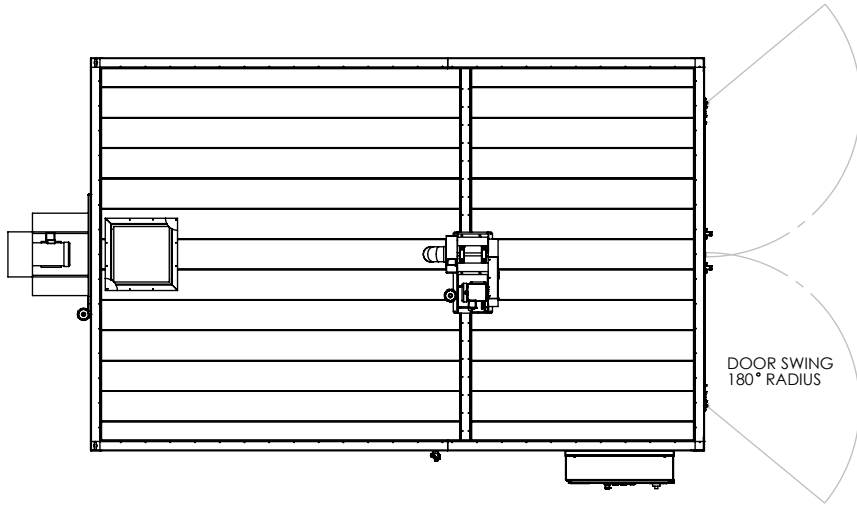


# Industrial Batch Ovens

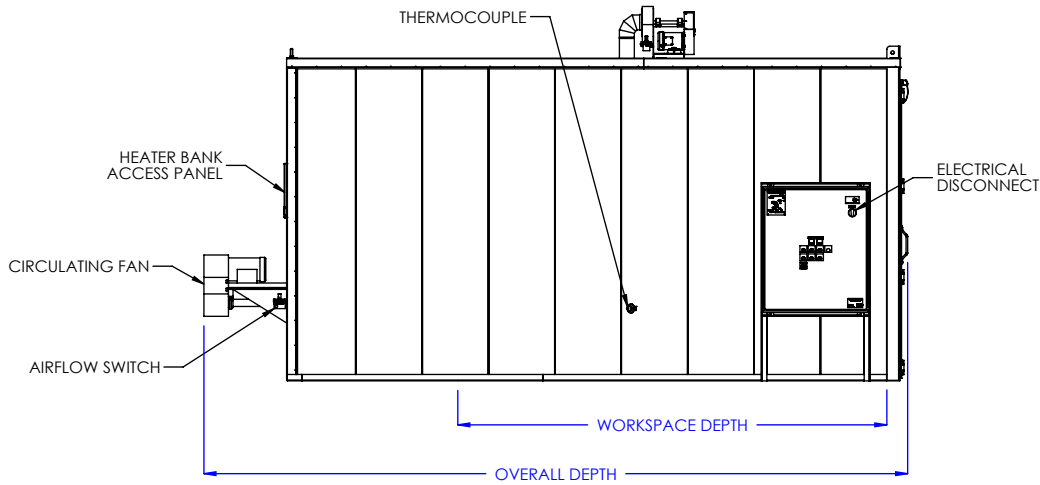
Model: EWR03ED

Model (NFPA Class A)	Overall Dimensions			Door Swing Radius	Workspace Dimensions			Workspace Volume (cubic ft.)	Heater Bank (kW)	Circulating Fan(s) (CFM)	Motor(s) (HP)	Air Changes per Minute	Exhaust Fan Capacity (CFM)	Exhaust Motor (HP)	Solvents per Batch (Gals.)	Ships Fully Assembled
	"W	"D	"H		"W	"D	"H									
EWR03ED-48-48-60	79	106	123	24"	48	48	60	80	36	3,500	3	43.75	62	1/4	0.06	Yes
EWR03ED-48-48-72	81	106	135	24"	48	48	72	96	45	4,000	3	41.67	62	1/4	0.06	Yes
EWR03ED-48-48-96	83	106	159	24"	48	48	96	128	45	5,500	3	42.97	62	1/4	0.06	No
EWR03ED-48-72-72	83	134	135	24"	48	72	72	144	45	6,000	3	41.67	62	1/4	0.06	Yes
EWR03ED-48-72-96	85	140	159	24"	48	72	96	192	54	8,000	5	41.67	62	1/4	0.06	No
EWR03ED-48-96-72	85	164	135	24"	48	96	72	192	54	8,000	5	41.67	62	1/4	0.06	Yes
EWR03ED-48-96-96	89	168	159	24"	48	96	96	256	54	12,000	7 1/2	46.88	62	1/4	0.06	No
EWR03ED-60-60-60	95	118	123	30"	60	60	60	125	45	5,000	3	40.00	62	1/4	0.06	Yes
EWR03ED-60-60-72	95	122	135	30"	60	60	72	150	45	6,000	3	40.00	62	1/4	0.06	Yes
EWR03ED-60-60-96	97	128	159	30"	60	60	96	200	54	8,000	5	40.00	62	1/4	0.06	No
EWR03ED-60-72-72	97	134	135	30"	60	72	72	180	54	8,000	5	44.44	62	1/4	0.06	Yes
EWR03ED-60-72-96	99	144	159	30"	60	72	96	240	54	10,000	7 1/2	41.67	62	1/4	0.06	No
EWR03ED-60-96-96	103	174	159	30"	60	96	96	320	63	14,000	10	43.75	100	1/4	0.10	No
EWR03ED-72-72-72	109	140	135	36"	72	72	72	216	54	9,000	7 1/2	41.67	62	1/4	0.06	Yes
EWR03ED-72-72-96	113	150	159	36"	72	72	96	288	63	12,000	7 1/2	41.67	62	1/4	0.06	No
EWR03ED-72-96-96	121	174	159	36"	72	96	96	384	72	16,000	10	41.67	100	1/4	0.10	No
EWR03ED-72-120-96	125	198	159	36"	72	120	96	480	72	20,000	15	41.67	100	1/4	0.10	No
EWR03ED-84-84-84	129	162	147	42"	84	84	84	343	63	14,000	10	40.82	100	1/4	0.10	No
EWR03ED-84-96-84	133	174	147	42"	84	96	84	392	72	16,000	10	40.82	100	1/4	0.10	No
EWR03ED-84-120-84	137	205	147	42"	84	120	84	490	90	20,000	15	40.82	250	1/4	0.25	No
EWR03ED-84-120-96	141	210	159	42"	84	120	96	560	90	24,000	15	42.86	250	1/4	0.25	No
EWR03ED-96-96-96	149	181	159	48"	96	96	96	512	90	22,000	15	42.97	250	1/4	0.25	No
EWR03ED-96-120-96	153	210	159	48"	96	120	96	640	99	26,000	15	40.63	250	1/4	0.25	No
EWR03ED-96-144-96	161	243	159	48"	96	144	96	768	99	16,000(x2)	10(x2)	40.20	250	1/4	0.25	No
EWR03ED-96-168-96	167	267	159	48"	96	168	96	896	108	18,000(x2)	15(x2)	40.17	250	1/4	0.25	No
EWR03ED-120-120-96	185	219	159	60"	120	120	96	800	108	16,000(x2)	10(x2)	40.00	250	1/4	0.25	No
EWR03ED-120-120-120	193	224	183	60"	120	120	120	1,000	117	20,000(x2)	15(x2)	40.00	250	1/4	0.25	No
EWR03ED-120-144-96	191	243	159	60"	120	144	96	960	117	20,000(x2)	15(x2)	41.67	250	1/4	0.25	No
EWR03ED-120-144-120	197	255	183	60"	120	144	120	1,200	144	24,000(x2)	15(x2)	40.00	250	1/4	0.25	No
EWR03ED-120-168-96	193	279	159	60"	120	168	96	1,120	144	24,000(x2)	15(x2)	42.85	250	1/4	0.25	No
EWR03ED-120-168-120	203	279	183	60"	120	168	120	1,400	171	28,000(x2)	15(x2)	40.00	750	1	0.51	No

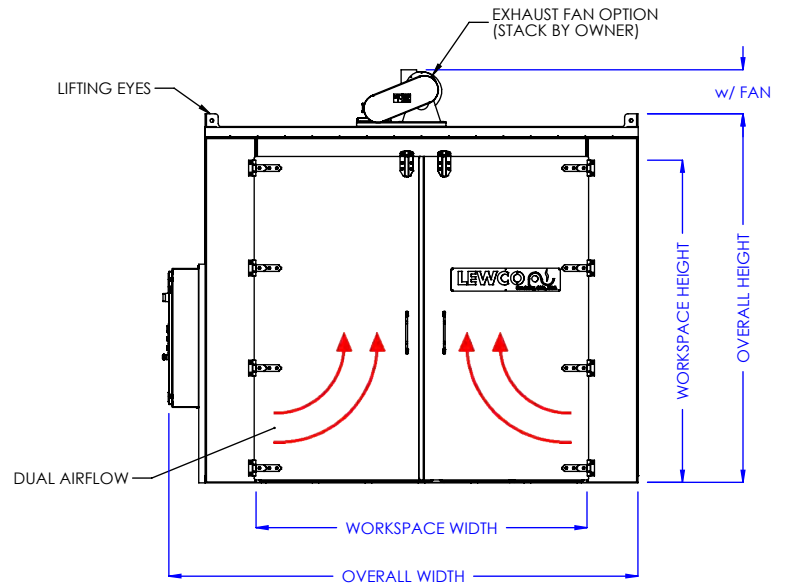
NOTE: Sizes are approximate. LEWCO, Inc. reserves the right to change specifications without notice.



PLAN VIEW



LEFT SIDE ELEVATION



FRONT ELEVATION

MODEL: EWR03ED

DESCRIPTION: ENHANCED DUTY WALK-IN OVEN, REAR MOUNT HEATER, 350° F, ELECTRIC, DUAL AIRFLOW

**WARNING:** OVENS PROCESSING FLAMMABLE VOLATILES OR COMBUSTIBLE MATERIALS ARE CLASSIFIED BY NFPA 86 AS "CLASS A" OVENS AND REQUIRE SPECIFIC SAFETY FEATURES. KNOW THE PROPERTIES OF THE MATERIALS BEING HEATED. EXPLOSION OR FIRE MAY RESULT FROM MISAPPLICATION.

LEWCO, INC. IS COMMITTED TO CONTINUOUS IMPROVEMENT AND RESERVES THE RIGHT TO CHANGE DESIGNS AND SPECIFICATIONS WITHOUT NOTICE.

THIS DRAWING MUST NOT BE COPIED, REPRODUCED OR USED FOR ANY PURPOSE WITHOUT THE WRITTEN CONSENT OF LEWCO, INC. ALL RIGHTS RESERVED.

DATE: 10/9/2017

REV. 001

PAGE: 1 of 1

**LEWCO**

706 LANE ST. SANDUSKY, OH 44870, U.S.A.