



Model: EWR05FD

Enhanced Duty Walk-In Oven

LEWCO Enhanced-Duty Batch Ovens are designed for critical applications, such as those in the advanced materials and aerospace industries. These models offer all of the same construction features as the Normal-Duty ovens; however the performance is "enhanced" by adding additional heat capacity and larger circulation fans. Enhanced-Duty ovens also guarantee a temperature uniformity of at least +/- 10°F. The EWR Series features a rear mounted heater box, which is ideal for installations with height restrictions. Each unit is fully assembled, wired, and tested prior to shipment. All LEWCO ovens are manufactured to meet the requirements of NFPA 86.

Operating Temperature

- 200°F – 500°F (93°C -260°C)

Heating Source & Capacity

- Direct fired natural gas, modulating burner with direct coupled, digital actuated control valve provides visual indications of valve position
- High turndown ration allows rapid heat-up and tight temperature control.
- Low CO and NOX emissions
- F.M. compliant fuel train

Airflow Pattern

- Dual Airflow: Hot air is supplied from both of the side walls and returned through a top plenum.

General Construction

- 16 ga. aluminized steel interior
- 18 ga. cold rolled steel exterior
- Heat loss is minimized by a unique wall design featuring a welded inner shell and a completely isolated outer frame and covers.

Finish

- Blue or gray alkyd enamel
- Optional: Premium finish for corrosive environments

Doors

- Heavy-duty doors on an isolated door frame minimize heat loss. Wire core gaskets create a tight seal for efficient heating.
- Explosion venting latches
- Standard: Bi-parting swing doors
- Optional:
 - Vertical lift guillotine door
 - Door windows

Floor

- Standard: 12 ga. plate floor
- Optional:
 - 12 ga. plate floor with (1) pair inverted angle track
 - 12 ga. plate floor with (1) pair 6" wide wheel guides
 - Insulated (100 p.s.f. max.)
 - Insulated with (1) pair inverted angle track
 - Insulated with (1) pair 6" wide wheel guides
 - No floor

Input Voltage

- Standard 480/3/60
- Please consult factory for other available options.

Controls

- Single set-point temperature controller and redundant high-limit controller
- NEMA 12 enclosure with full voltage lockable disconnect switch
- Circulation fan(s) include air proving circuits that are electrically interlocked with the heating circuit.
- Controls are wired to NFPA 70 and 79 electrical standards, and meet the requirements of NFPA 86, Class B ovens.
- Optional:
 - Door Switch
 - Batch Timer
 - Ramp/ Soak controller
 - Data logger/ chart recorder
 - Zero speed switch for fans
 - Composite curing controls

Quality Assurance

- Each unit comes complete with a (1) year warranty and is fully assembled, wired, and tested prior to shipment.
- Unit manufactured under ISO 9001 Quality Certified System.



Industrial Batch Ovens

Model: EWR05FD

Model (NFPA Class B)	Overall Dimensions			Door Swing Radius	Workspace Dimensions			Workspace Volume (cubic ft.)	Burner (BTU/ Hr)	Circulating Fan(s) (CFM)	Motor(s) (HP)	Air Changes per Minute	Exhaust Fan Capacity (CFM)	Exhaust Motor (HP)	Solvents per Batch (Gals.)	Ships Fully Assembled
	"W	"D	"H		"W	"D	"H									
EWR05FD-48-48-60	79	106	123	34"	48	48	60	80	200,000	3,500	1	43.75	100	1/4	0	Yes
EWR05FD-48-48-72	81	106	135	34"	48	48	72	96	200,000	4,000	1 1/2	41.67	100	1/4	0	Yes
EWR05FD-48-48-96	83	106	159	34"	48	48	96	128	200,000	5,500	2	42.97	100	1/4	0	No
EWR05FD-60-60-60	95	118	123	40"	60	60	60	125	200,000	5,000	2	40.00	100	1/4	0	Yes
EWR05FD-60-60-72	95	122	135	40"	60	60	72	150	200,000	6,000	2	40.00	100	1/4	0	Yes
EWR05FD-60-60-96	97	128	159	40"	60	60	96	200	200,000	8,000	3	40.00	100	1/4	0	No
EWR05FD-72-72-72	109	140	135	46"	72	72	72	216	200,000	9,000	3	41.67	100	1/4	0	Yes
EWR05FD-72-72-96	113	150	159	46"	72	72	96	288	200,000	12,000	3	41.67	100	1/4	0	No
EWR05FD-72-120-96	125	198	159	46"	72	120	96	480	400,000	20,000	7 1/2	41.67	250	1/4	0	No
EWR05FD-84-84-84	129	162	147	52"	84	84	84	343	400,000	14,000	5	40.82	250	1/4	0	No
EWR05FD-84-96-84	133	174	147	52"	84	96	84	392	400,000	16,000	5	40.82	250	1/4	0	No
EWR05FD-84-120-84	137	205	147	52"	84	120	84	490	400,000	20,000	7 1/2	40.82	250	1/4	0	No
EWR05FD-84-120-96	141	210	159	52"	84	120	96	560	400,000	24,000	7 1/2	42.86	250	1/4	0	No
EWR05FD-96-96-96	149	181	159	58"	96	96	96	512	400,000	22,000	7 1/2	42.97	250	1/4	0	No
EWR05FD-96-120-96	153	210	159	58"	96	120	96	640	700,000	26,000	7 1/2	40.63	500	1	0	No
EWR05FD-96-144-96	161	243	159	58"	96	144	96	768	700,000	16,000(x2)	10(x2)	52.08	500	1	0	No
EWR05FD-96-168-96	167	267	159	58"	96	168	96	896	700,000	18,000(x2)	15(x2)	44.64	500	1	0	No
EWR05FD-120-120-96	185	219	159	70"	120	120	96	800	700,000	16,000(x2)	10(x2)	50.00	500	1	0	No
EWR05FD-120-120-120	193	224	183	70"	120	120	120	1,000	700,000	20,000(x2)	15(x2)	40.00	500	1	0	No
EWR05FD-120-144-96	191	243	159	70"	120	144	96	960	700,000	20,000(x2)	15(x2)	41.67	500	1	0	No
EWR05FD-120-144-120	197	218	183	70"	120	144	120	1,200	700,000	24,000(x2)	15(x2)	41.67	500	1	0	No
EWR05FD-120-168-96	193	242	159	70"	120	168	96	1,120	700,000	24,000(x2)	15(x2)	44.64	500	1	0	No
EWR05FD-120-168-120	203	242	183	70"	120	168	120	1,400	700,000	28,000(x2)	15(x2)	42.86	500	1	0	No

NOTE: Sizes are approximate. LEWCO, Inc. reserves the right to change specifications without notice.

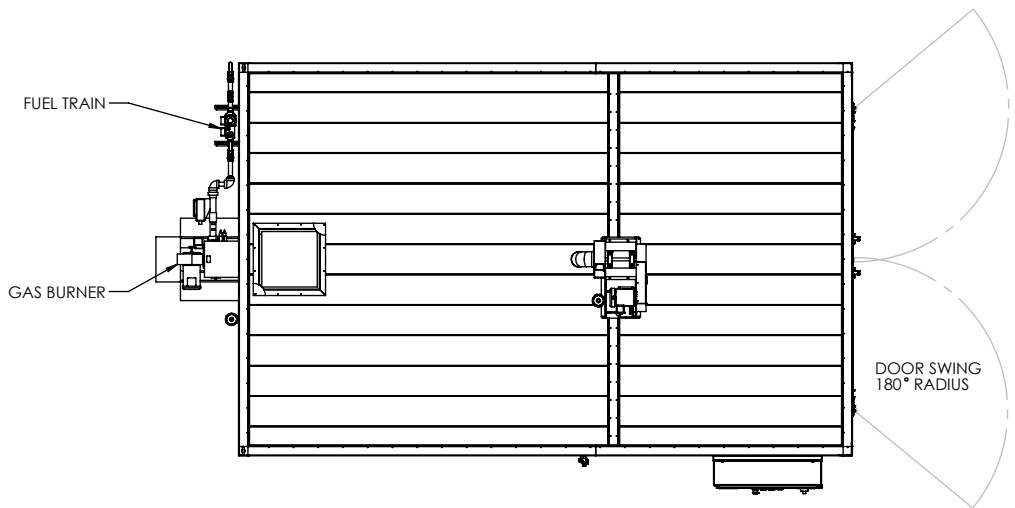


Industrial Batch Ovens

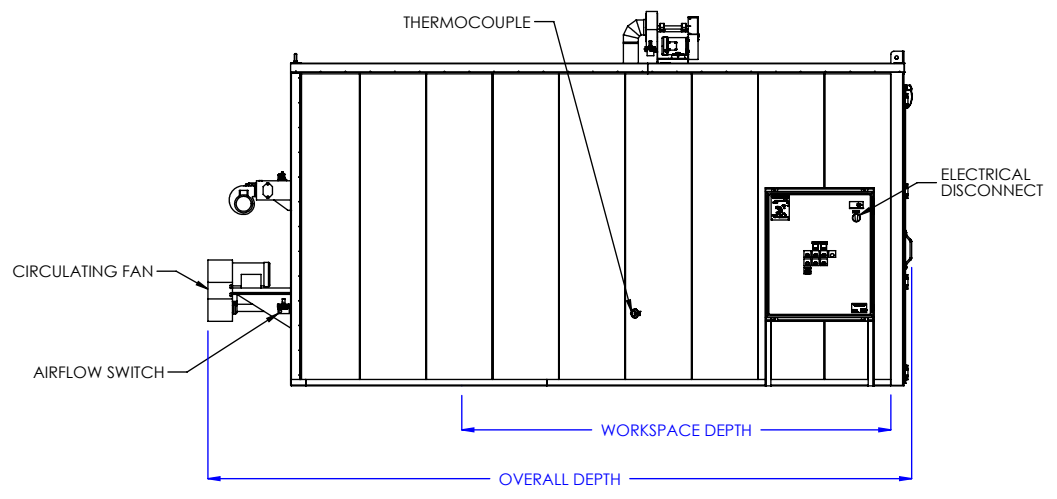
Model: EWR05FD

Model (NFPA Class A)	Overall Dimensions			Door Swing Radius	Workspace Dimensions			Workspace Volume (cubic ft.)	Burner (BTU/ Hr)	Circulating Fan(s) (CFM)	Motor(s) (HP)	Air Changes per Minute	Exhaust Fan Capacity (CFM)	Exhaust Motor (HP)	Solvents per Batch (Gals.)	Ships Fully Assembled
	"W	"D	"H		"W	"D	"H									
EWR05FD-48-48-60	79	106	123	34"	48	48	60	80	200,000	3,500	1	43.75	250	1/4	0.06	Yes
EWR05FD-48-48-72	81	106	135	34"	48	48	72	96	200,000	4,000	1 1/2	41.67	250	1/4	0.06	Yes
EWR05FD-48-48-96	83	106	159	34"	48	48	96	128	200,000	5,500	2	42.97	250	1/4	0.06	No
EWR05FD-60-60-60	95	118	123	40"	60	60	60	125	200,000	5,000	2	40.00	250	1/4	0.06	
EWR05FD-60-60-72	95	122	135	40"	60	60	72	150	200,000	6,000	2	40.00	250	1/4	0.06	Yes
EWR05FD-60-60-96	97	128	159	40"	60	60	96	200	200,000	8,000	3	40.00	250	1/4	0.06	No
EWR05FD-72-72-72	109	140	135	46"	72	72	72	216	200,000	9,000	3	41.67	250	1/4	0.06	Yes
EWR05FD-72-72-96	113	150	159	46"	72	72	96	288	200,000	12,000	3	41.67	250	1/4	0.06	No
EWR05FD-72-120-96	125	198	159	46"	72	120	96	480	400,000	20,000	7 1/2	41.67	500	1	0.10	No
EWR05FD-84-84-84	129	162	147	52"	84	84	84	343	400,000	14,000	5	40.82	500	1	0.10	No
EWR05FD-84-96-84	133	174	147	52"	84	96	84	392	400,000	16,000	5	40.82	500	1	0.10	No
EWR05FD-84-120-84	137	205	147	52"	84	120	84	490	400,000	20,000	7 1/2	40.82	500	1	0.25	No
EWR05FD-84-120-96	141	210	159	52"	84	120	96	560	400,000	24,000	7 1/2	42.86	500	1	0.25	No
EWR05FD-96-96-96	149	181	159	58"	96	96	96	512	400,000	22,000	7 1/2	42.97	500	1	0.25	No
EWR05FD-96-120-96	153	210	159	58"	96	120	96	640	700,000	26,000	7 1/2	40.63	750	1	0.25	No
EWR05FD-96-144-96	161	243	159	58"	96	144	96	768	700,000	16,000(x2)	10(x2)	52.08	750	1	0.25	No
EWR05FD-120-120-96	167	267	159	70"	120	120	96	800	700,000	16,000(x2)	10(x2)	50.00	750	1	0.25	No
EWR05FD-120-120-120	185	219	159	70"	120	120	120	1,000	700,000	20,000(x2)	15(x2)	40.00	750	1	0.25	No
EWR05FD-120-144-96	193	224	183	70"	120	144	96	960	700,000	20,000(x2)	15(x2)	41.67	750	1	0.25	No
EWR05FD-120-144-120	191	243	159	70"	120	144	120	1,200	700,000	24,000(x2)	15(x2)	41.67	750	1	0.25	No
EWR05FD-120-168-96	197	218	183	70"	120	168	96	1,120	700,000	24,000(x2)	15(x2)	44.64	750	1	0.25	No
EWR05FD-120-168-120	193	242	159	70"	120	168	120	1,400	700,000	28,000(x2)	15(x2)	42.86	1,000	1 1/2	0.51	No

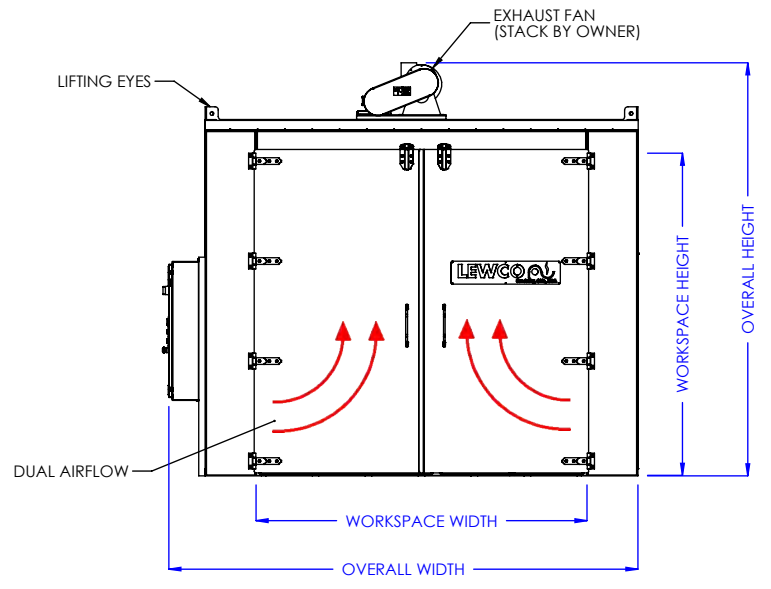
NOTE: Sizes are approximate. LEWCO, Inc. reserves the right to change specifications without notice.



PLAN VIEW



LEFT SIDE ELEVATION



FRONT ELEVATION

MODEL: EWR05FD

DESCRIPTION: ENHANCED DUTY WALK-IN OVEN, REAR MOUNT HEATER, 500° F, FUEL-FIRED, DUAL AIRFLOW

WARNING: OVENS PROCESSING FLAMMABLE VOLATILES OR COMBUSTIBLE MATERIALS ARE CLASSIFIED BY NFPA 86 AS "CLASS A" OVENS AND REQUIRE SPECIFIC SAFETY FEATURES. KNOW THE PROPERTIES OF THE MATERIALS BEING HEATED. EXPLOSION OR FIRE MAY RESULT FROM MISAPPLICATION.

LEWCO, INC. IS COMMITTED TO CONTINUOUS IMPROVEMENT AND RESERVES THE RIGHT TO CHANGE DESIGNS AND SPECIFICATIONS WITHOUT NOTICE.

THIS DRAWING MUST NOT BE COPIED, REPRODUCED OR USED FOR ANY PURPOSE WITHOUT THE WRITTEN CONSENT OF LEWCO, INC. ALL RIGHTS RESERVED.

DATE:	10/9/2017
REV.	001
PAGE:	1 of 1