



Standard Profile

Model: SC2TS

(2) Tote Hot Box, Steam

LEWCO's tote heating product line offers standard cost-effective solutions for melting, viscosity reduction, elevated temperature storage and general industrial heating applications. The Standard Profile design features an insulated base with spill containment sump. All models feature our signature heavy-duty welded construction and simple, user-friendly controls. Please consult factory for non-standard safety features required for compliance with NFPA 86.

Capacity

- (2) tote/IBC tank
- 4,000 lbs. per tote

Operating Temperature

- 125°F - 300°F
Note: Maximum achievable temperature is dependent on steam pressure.
- Consult factory for applications below 125°F

Construction/ Features

- Welded, 1/8" steel shell
- Optional: Stainless steel
- Insulation: 3" x 6# mineral wool
- Heavy duty door with strap hinges, 3-point latch system, and high-temperature silicone rubber gaskets create a tight seal for efficient heating.
- Interior door release for safety

Spill Containment

- 96 gallon capacity
- Sump drain 1" NPT

Heat Source & Capacity

- Saturated Steam, 10-200 PSIG
- Optional: Hot oil & hot water
- All heat exchangers are welded by A.S.M.E. certified welders and then hydro-tested at 300 PSIG
- Standard: 119 sq. ft.
- Optional: 168 sq. ft.

Control Options

- No Controls
- Non-electronic, self-acting temperature controller, limited to 150 psig, available in the following ranges:
 - 125°-212°F, 1/2" valve
 - 158°-300°F, 1/2" valve
- Single set-point temperature controller and redundant high-limit controller.
 - NEMA 12 enclosure with full voltage lockable disconnect switch.
 - Controls are wired to NFPA 70 and 79 electrical standards.
 - Electronic Control Options:
 - Batch Timer
 - Chart Recorder
 - Data Logger
 - Door Switch
 - NEMA 7 explosion-proof electrical

Finish

- Blue or gray alkyd enamel
- Optional: Premium finish for corrosive environments.

Electrical Requirements

- Voltage: 480/3/60
- Disconnect: 30 amps
- Other voltages available
- Depending on options, power may not be required.

Shipping & Installation

- Ships completely assembled for easy installation.
- Shipping weight: 4,600 lbs.
- Suitable for indoor or outdoor use.

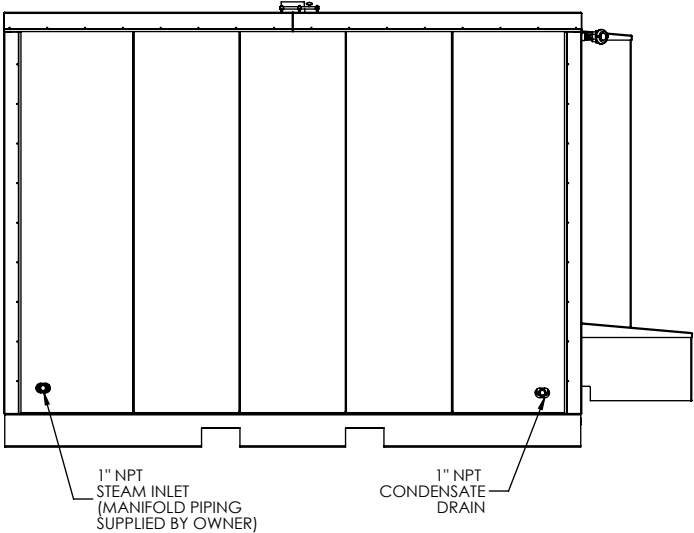
Additional Options

- Circulating Fan: 1,048 CFM, TEFC or explosion-proof motor with motor starter
- Steam Trap(s)
- 5" exhaust vent with damper
- Outdoor Service Package: unique sloped roof, premium finish, door trim, and NEMA 3 enclosure.
- Independent 3rd party inspection
- Custom sizes and features available. Please consult a LEWCO Applications Engineer for more information.

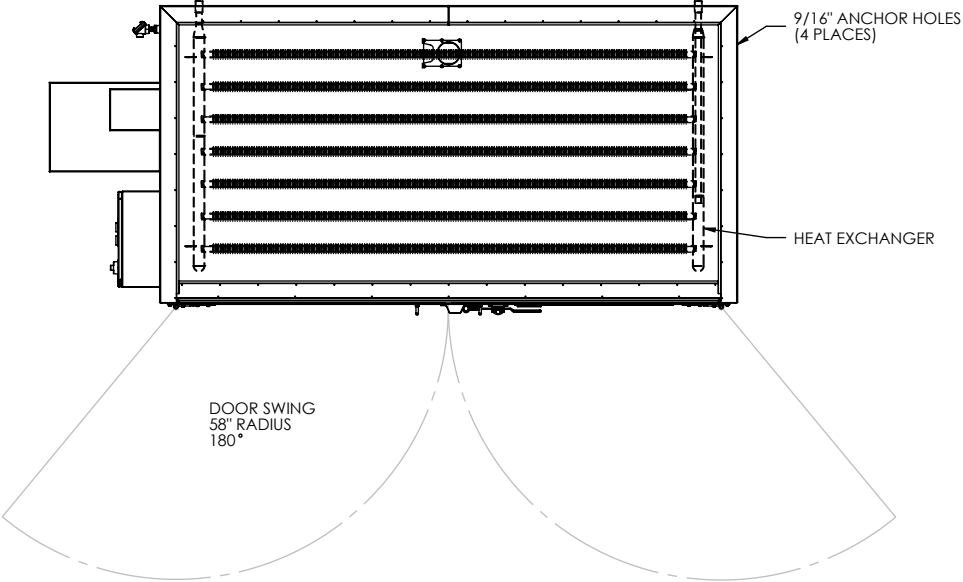
Quality Assurance

- Each unit comes complete with a (3) year warranty and is fully assembled, wired, and tested prior to shipment.

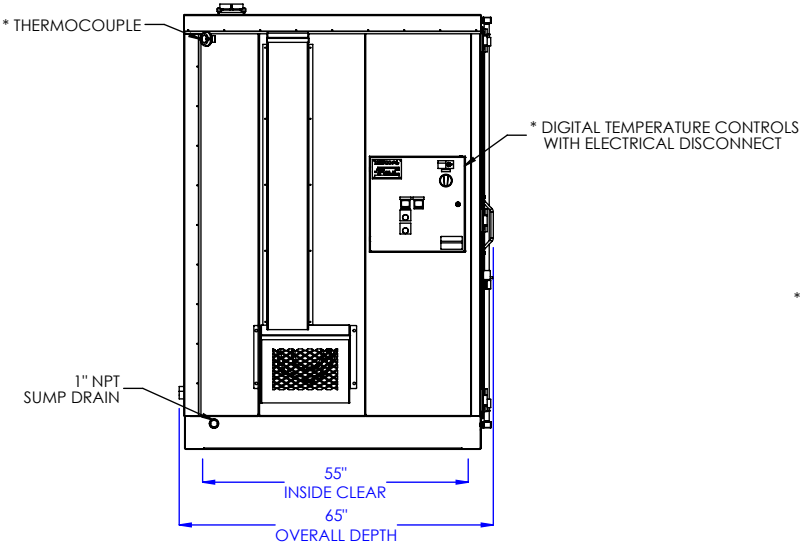
* INDICATES OPTIONAL FEATURE



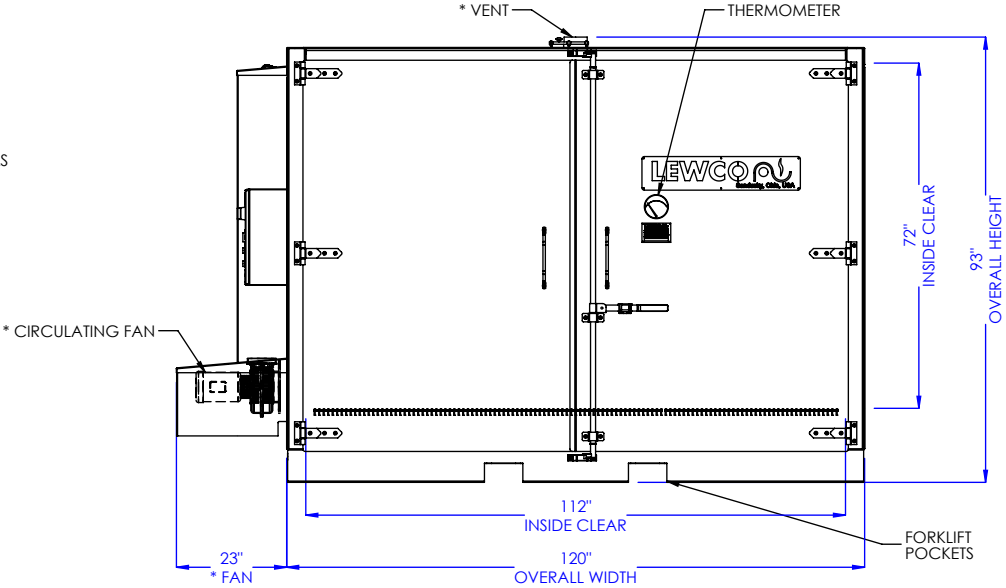
REAR ELEVATION



PLAN VIEW



LEFT SIDE ELEVATION



FRONT ELEVATION

MODEL: SC2TS

DESCRIPTION: STEAM/ THERMAL FLUID HEATING CABINET, 2 TOTE, STANDARD PROFILE