



Model: SWR03EH

Normal Duty Walk-In Oven

LEWCO Normal-Duty Batch Ovens are designed for common applications, such as pre-heating, drying, and baking. These models offer quality and performance at economical prices. Heavy-duty construction and industry standard components yield durable and reliable equipment. The SWR series features a rear mounted heater box, which is ideal for installations with height restrictions. Each unit is fully assembled, wired, and tested prior to shipment. All LEWCO ovens are manufactured to meet the requirements of NFPA 86.

Operating Temperature

- 150°F - 350°F (66°C -177°C)

Heating Source & Capacity

- Electric, low watt density Incoloy® heaters provide years of trouble free service.
- Standard heater bank assemblies are installed in high velocity ductwork to maximize heat transfer.

Airflow Pattern

- Horizontal Airflow: Hot air is supplied from one side of the wall and pulled across horizontally to the opposite side wall.

General Construction

- 16 ga. aluminized steel interior
- 18 ga. cold rolled steel exterior
- Heat loss is minimized by a unique wall design featuring a welded inner shell and a completely isolated outer frame and covers.

Finish

- Blue or gray alkyd enamel
- Optional: Premium finish for corrosive environments

Doors

- Heavy-duty doors on an isolated door frame minimize heat loss. Wire core gaskets create a tight seal for efficient heating.
- Explosion venting latches
- Standard: Bi-parting swing doors
- Optional:
 - Vertical lift guillotine door
 - Door windows

Floor

- Standard: 12 ga. plate floor
- Optional:
 - 12 ga. plate floor with (1) pair inverted angle track
 - 12 ga. plate floor with (1) pair 6" wide wheel guides
 - Insulated (100 p.s.f. max.)
 - Insulated with (1) pair inverted angle track
 - Insulated with (1) pair 6" wide wheel guides
 - No floor

Input Voltage

- Standard 480/3/60
- Please consult factory for other available options.

Controls

- Single set-point temperature controller and redundant high-limit controller
- NEMA 12 enclosure with full voltage lockable disconnect switch
- Circulation fan(s) include air proving circuits that are electrically interlocked with the heating circuit.
- Controls are wired to NFPA 70 and 79 electrical standards, and meet the requirements of NFPA 86, Class B ovens.
- Optional:
 - Door Switch
 - Batch Timer
 - Ramp/ Soak controller
 - Data logger/ chart recorder
 - Zero speed switch for fans
 - Composite curing controls

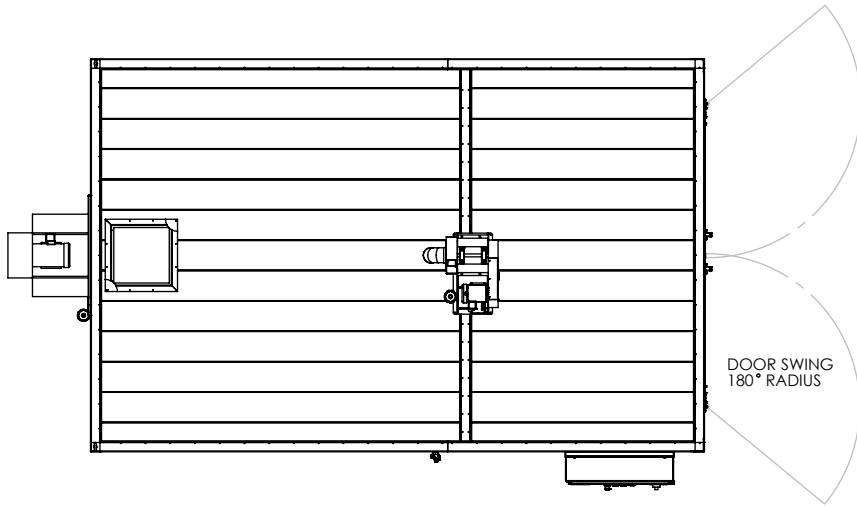
Quality Assurance

- Each unit comes complete with a (1) year warranty and is fully assembled, wired, and tested prior to shipment.
- Unit manufactured under ISO 9001 Quality Certified System.

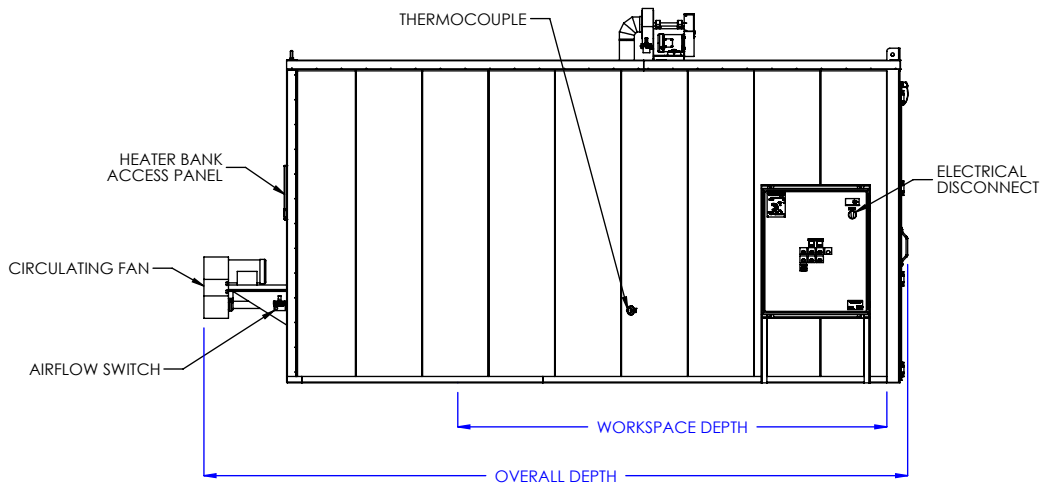
Model (NFPA Class B)	Overall Dimensions			Door Swing Radius	Workspace Dimensions			Workspace Volume (cubic ft.)	Heater Bank (kW)	Circulating Fan (CFM)	Motor (HP)	Air Changes per Minute	Exhaust Fan Capacity (CFM)	Exhaust Motor (HP)	Solvents per Batch (Gals.)	Ships Fully Assembled
	"W	"D	"H		"W	"D	"H									
SWR03EH-48-48-60	81	106	72	24	48	48	60	80	36	1,000	1	12.50	N/A	N/A	0	Yes
SWR03EH-48-48-72	83	106	84	24	48	48	72	96	36	1,400	1	14.58	N/A	N/A	0	Yes
SWR03EH-48-48-96	87	106	108	24	48	48	96	128	36	1,700	1	13.28	N/A	N/A	0	Yes
SWR03EH-48-72-72	87	130	84	24	48	72	72	144	36	1,700	1	11.81	N/A	N/A	0	Yes
SWR03EH-48-72-96	93	130	108	24	48	72	96	192	36	2,500	2	13.02	N/A	N/A	0	Yes
SWR03EH-48-96-72	93	154	84	24	48	96	72	192	36	2,500	2	13.02	N/A	N/A	0	Yes
SWR03EH-48-96-96	95	158	108	24	48	96	96	256	45	3,000	2	11.72	N/A	N/A	0	Yes
SWR03EH-60-60-60	95	118	72	30	60	60	60	125	36	1,400	1	11.20	N/A	N/A	0	Yes
SWR03EH-60-60-72	99	118	84	30	60	60	72	150	36	1,700	1	11.33	N/A	N/A	0	Yes
SWR03EH-60-60-96	105	118	108	30	60	60	96	200	36	2,500	2	12.50	N/A	N/A	0	Yes
SWR03EH-60-72-72	105	130	84	30	60	72	72	180	36	2,500	2	13.88	N/A	N/A	0	Yes
SWR03EH-60-72-96	107	134	108	30	60	72	96	240	45	3,000	2	12.50	N/A	N/A	0	Yes
SWR03EH-60-96-96	111	164	108	30	60	96	96	320	45	4,000	3	12.50	N/A	N/A	0	Yes
SWR03EH-72-72-72	117	130	84	36	72	72	72	216	36	2,500	2	11.57	N/A	N/A	0	Yes
SWR03EH-72-72-96	123	134	108	36	72	72	96	288	45	3,500	3	12.15	N/A	N/A	0	Yes
SWR03EH-72-96-96	127	168	108	36	72	96	96	384	54	4,500	3	11.72	N/A	N/A	0	Yes
SWR03EH-72-120-96	131	198	108	36	72	120	96	480	63	5,500	3	11.46	N/A	N/A	0	Yes

Model (NFPA Class A)	Overall Dimensions			Door Swing	Workspace Dimensions			Workspace Volume (cubic ft.)	Heater Bank (kW)	Circulating Fan (CFM)	Motor (HP)	Air Changes per Minute	Exhaust Fan Capacity (CFM)	Exhaust Motor (HP)	Solvents per Batch (Gals.)	Ships Fully Assembled
	"W	"D	"H		"W	"D	"H									
SWR03EH-48-48-60	81	106	123	24	48	48	60	80	36	1,000	1	12.50	62	1/4	0.06	Yes
SWR03EH-48-48-72	83	106	135	24	48	48	72	96	36	1,400	1	14.58	62	1/4	0.06	Yes
SWR03EH-48-48-96	87	106	159	24	48	48	96	128	36	1,700	1	13.28	62	1/4	0.06	Yes
SWR03EH-48-72-72	87	130	135	24	48	72	72	144	36	1,700	1	11.81	62	1/4	0.06	Yes
SWR03EH-48-72-96	93	130	159	24	48	72	96	192	45	2,500	2	13.02	62	1/4	0.06	Yes
SWR03EH-48-96-72	93	154	135	24	48	96	72	192	45	2,500	2	13.02	62	1/4	0.06	Yes
SWR03EH-48-96-96	95	158	159	24	48	96	96	256	45	3,000	2	11.72	62	1/4	0.06	Yes
SWR03EH-60-60-60	95	118	123	30	60	60	60	125	36	1,400	1	11.20	62	1/4	0.06	Yes
SWR03EH-60-60-72	99	118	135	30	60	60	72	150	36	1,700	1	11.33	62	1/4	0.06	Yes
SWR03EH-60-60-96	105	118	159	30	60	60	96	200	45	2,500	2	12.50	62	1/4	0.06	No
SWR03EH-60-72-72	105	130	135	30	60	72	72	180	45	2,500	2	13.88	62	1/4	0.06	Yes
SWR03EH-60-72-96	107	134	159	30	60	72	96	240	45	3,000	2	12.50	62	1/4	0.06	No
SWR03EH-60-96-96	111	164	159	30	60	96	96	320	54	4,000	3	12.50	100	1/4	0.10	No
SWR03EH-72-72-72	117	130	135	36	72	72	72	216	45	2,500	2	11.57	62	1/4	0.06	Yes
SWR03EH-72-72-96	123	134	159	36	72	72	96	288	54	3,500	3	12.15	62	1/4	0.06	No
SWR03EH-72-96-96	127	168	159	36	72	96	96	384	63	4,500	3	11.72	100	1/4	0.10	No
SWR03EH-72-120-96	131	198	159	36	72	120	96	480	63	5,500	3	11.46	100	1/4	0.10	No

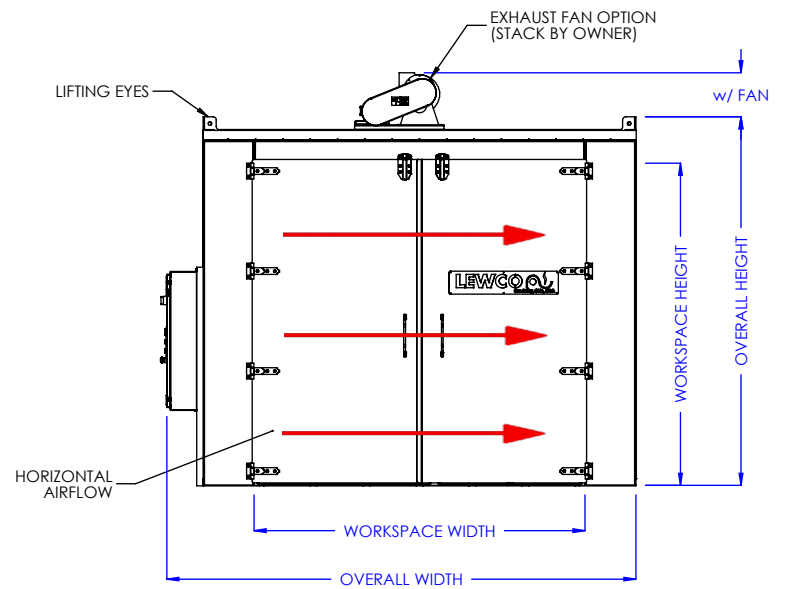
NOTE: Sizes are approximate. LEWCO, Inc. reserves the right to change specifications without notice.



PLAN VIEW



LEFT SIDE ELEVATION



FRONT ELEVATION

MODEL: SWR03EH

DESCRIPTION: NORMAL DUTY WALK-IN OVEN, REAR MOUNT HEATER,
350° F, ELECTRIC, HORIZONTAL AIRFLOW

WARNING: OVENS PROCESSING FLAMMABLE
VOLATILES OR COMBUSTIBLE MATERIALS ARE
CLASSIFIED BY NFPA 86 AS "CLASS A" OVENS
AND REQUIRE SPECIFIC SAFETY FEATURES.
KNOW THE PROPERTIES OF THE MATERIALS
BEING HEATED. EXPLOSION OR FIRE MAY
RESULT FROM MISAPPLICATION.

LEWCO, INC. IS COMMITTED TO CONTINUOUS
IMPROVEMENT AND RESERVES THE RIGHT TO CHANGE
DESIGNS AND SPECIFICATIONS WITHOUT NOTICE.

THIS DRAWING MUST NOT BE COPIED, REPRODUCED
OR USED FOR ANY PURPOSE WITHOUT THE WRITTEN
CONSENT OF LEWCO, INC. ALL RIGHTS RESERVED.

DATE: 10/9/2017

REV. 001

PAGE: 1 of 1

LEWCO

706 LANE ST. SANDUSKY, OH 44870, U.S.A.