



Model: EWR10ED

Enhanced Duty Walk-In Oven

LEWCO Enhanced-Duty Batch Ovens are designed for critical applications, such as those in the advanced materials and aerospace industries. These models offer all of the same construction features as the Normal-Duty ovens; however the performance is "enhanced" by adding additional heat capacity and larger circulation fans. Enhanced-Duty ovens also guarantee a temperature uniformity of at least +/- 10°F. The EWR Series features a rear-mounted heater box, which is ideal for installations with height restrictions. Each unit is fully assembled, wired, and tested prior to shipment. All LEWCO ovens are manufactured to meet the requirements of NFPA 86.

Operating Temperature

- 150°F – 1,000°F (66°C -538°C)

Heating Source & Capacity

- Electric, low watt density Incoloy® heaters provide years of trouble free service.
- Standard heater bank assemblies are installed in high velocity ductwork to maximize heat transfer.

Airflow Pattern

- Dual Airflow: Hot air is supplied from both of the side walls and returned through a top plenum.

General Construction

- 16 ga. stainless steel interior
- 18 ga. cold rolled steel exterior
- Heat loss is minimized by a unique wall design featuring a welded inner shell and a completely isolated outer frame and covers.

Finish

- Blue or gray alkyd enamel
- Optional: Premium finish for corrosive environments

Doors

- Heavy-duty doors on an isolated door frame minimize heat loss. Wire core gaskets create a tight seal for efficient heating.
- Explosion venting latches
- Standard: Bi-parting swing doors
- Optional:
 - Vertical lift guillotine door
 - Door windows

Floor

- Standard: 12 ga. plate floor
- Optional:
 - 12 ga. plate floor with (1) pair inverted angle track
 - 12 ga. plate floor with (1) pair 6" wide wheel guides
 - Insulated (100 p.s.f. max.)
 - Insulated with (1) pair inverted angle track
 - Insulated with (1) pair 6" wide wheel guides
 - No floor

Input Voltage

- Standard 480/3/60
- Please consult factory for other available options.

Controls

- Single set-point temperature controller and redundant high-limit controller
- NEMA 12 enclosure with full voltage lockable disconnect switch
- Circulation fan(s) include air proving circuits that are electrically interlocked with the heating circuit.
- Controls are wired to NFPA 70 and 79 electrical standards, and meet the requirements of NFPA 86, Class B ovens.
- Optional:
 - Door Switch
 - Batch Timer
 - Ramp/ Soak controller
 - Data logger/ chart recorder
 - Zero speed switch for fans
 - Composite curing controls

Quality Assurance

- Each unit comes complete with a (1) year warranty and is fully assembled, wired, and tested prior to shipment.
- Unit manufactured under ISO 9001 Quality Certified System.

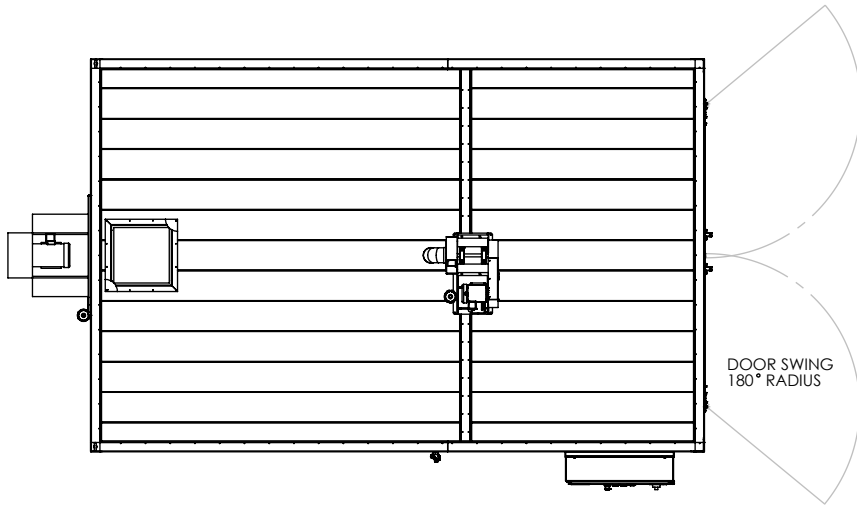


Industrial Batch Ovens

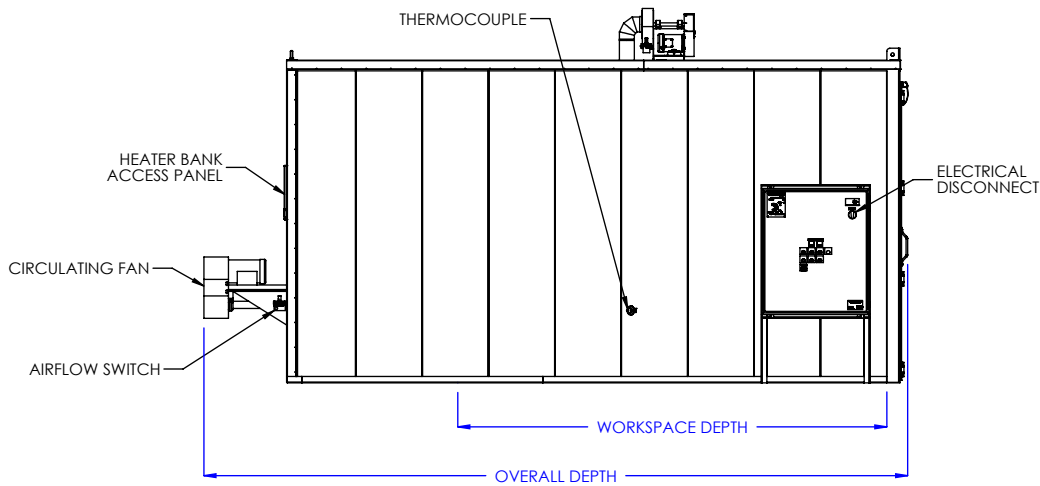
Model: EWR10ED

Model (NFPA Class B)	Overall Dimensions			Door Swing Radius	Workspace Dimensions			Heater Bank (kW)	Circulating Fan(s) (CFM)	Motor(s) (HP)	Air Changes per Minute	Exhaust Fan Capacity (CFM)	Exhaust Motor (HP)	Solvents per Batch (Gals.)	Ships Fully Assembled
	"W	"D	"H		"W	"D	"H								
EWR10ED-48-48-60	90	112	79	24"	48	48	60	63	3,500	3	43.75	N/A	N/A	0	Yes
EWR10ED-48-48-72	90	116	91	24"	48	48	72	72	4,000	3	41.67	N/A	N/A	0	Yes
EWR10ED-48-48-96	92	122	115	24"	48	48	96	81	5,000	3	39.06	N/A	N/A	0	Yes
EWR10ED-48-72-72	94	150	91	24"	48	72	72	81	5,500	3	38.19	N/A	N/A	0	Yes
EWR10ED-48-72-96	96	156	115	24"	48	72	96	99	8,000	5	41.67	N/A	N/A	0	Yes
EWR10ED-48-96-72	96	180	91	24"	48	96	72	99	8,000	5	41.67	N/A	N/A	0	Yes
EWR10ED-48-96-96	104	180	115	24"	48	96	96	117	12,000	7 1/2	39.06	N/A	N/A	0	Yes
EWR10ED-60-60-60	104	128	79	30"	60	60	60	72	5,000	3	40.00	N/A	N/A	0	Yes
EWR10ED-60-60-72	106	138	91	30"	60	60	72	81	6,000	3	40.00	N/A	N/A	0	Yes
EWR10ED-60-60-96	110	144	115	30"	60	60	96	99	8,000	5	40.00	N/A	N/A	0	Yes
EWR10ED-60-72-72	108	156	91	30"	60	72	72	90	8,000	5	38.89	N/A	N/A	0	Yes
EWR10ED-60-72-96	112	156	115	30"	60	72	96	108	10,000	7 1/2	41.67	N/A	N/A	0	Yes
EWR10ED-60-96-96	120	180	115	30"	60	96	96	144	14,000	10	43.75	N/A	N/A	0	Yes
EWR10ED-72-72-72	124	156	91	36"	72	72	72	99	9,000	7 1/2	41.67	N/A	N/A	0	Yes
EWR10ED-72-72-96	132	156	115	36"	72	72	96	117	12,000	7 1/2	41.67	N/A	N/A	0	Yes
EWR10ED-72-96-96	136	192	115	36"	72	96	96	153	16,000	10	41.67	N/A	N/A	0	Yes

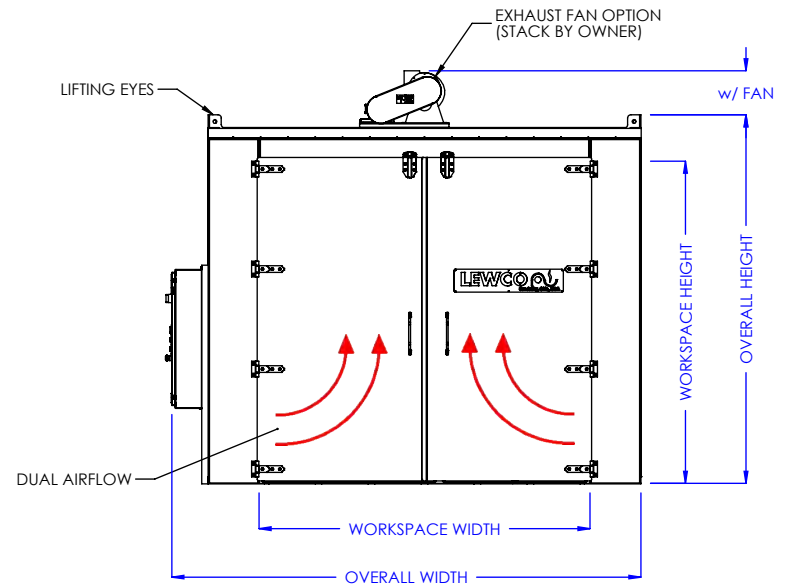
NOTE: Sizes are approximate. LEWCO, Inc. reserves the right to change specifications without notice.



PLAN VIEW



LEFT SIDE ELEVATION



FRONT ELEVATION

MODEL: EWR10ED

DESCRIPTION: ENHANCED DUTY WALK-IN OVEN, REAR MOUNT HEATER, 1,000°F, ELECTRIC, DUAL AIRFLOW

WARNING: OVENS PROCESSING FLAMMABLE VOLATILES OR COMBUSTIBLE MATERIALS ARE CLASSIFIED BY NFPA 86 AS "CLASS A" OVENS AND REQUIRE SPECIFIC SAFETY FEATURES. KNOW THE PROPERTIES OF THE MATERIALS BEING HEATED. EXPLOSION OR FIRE MAY RESULT FROM MISAPPLICATION.

LEWCO, INC. IS COMMITTED TO CONTINUOUS IMPROVEMENT AND RESERVES THE RIGHT TO CHANGE DESIGNS AND SPECIFICATIONS WITHOUT NOTICE.

THIS DRAWING MUST NOT BE COPIED, REPRODUCED OR USED FOR ANY PURPOSE WITHOUT THE WRITTEN CONSENT OF LEWCO, INC. ALL RIGHTS RESERVED.

DATE: 10/9/2017

REV. 001

PAGE: 1 of 1

LEWCO

706 LANE ST. SANDUSKY, OH 44870, U.S.A.