



### Model: EWR05EH Composite Curing Oven

LEWCO Composite Curing Batch Ovens are designed to meet the strict requirements of the aerospace and advanced materials industries. These composite curing ovens guarantee temperature uniformity of +/- 10°F and includes standard equipment for vacuum assisted composite curing. This model features a rear-mounted heater box, which is ideal for installations with height restrictions. Each unit comes complete with a one-year warranty and is fully assembled, wired, and tested prior to shipment. All LEWCO ovens are manufactured to meet the requirements of NFPA 86, the national standard for ovens and furnaces.

#### Operating Temperature

- 150°F – 500°F (66°C -260°C)

#### Heating Source & Capacity

- Electric, low watt density Incoloy® heaters provide years of trouble free service.
- Standard heater bank assemblies are installed in high velocity ductwork to maximize heat transfer.

#### Airflow Pattern

- Horizontal Airflow: Hot air is supplied from one side of the wall and pulled across horizontally to the opposite side wall.

#### General Construction

- 16 ga. aluminized steel interior
- 18 ga. cold rolled steel exterior
- Heat loss is minimized by a unique wall design featuring a welded inner shell and a completely isolated outer frame and covers.

#### Finish

- Blue or gray alkyd enamel
- Optional: Premium finish for corrosive environments

#### Doors

- Heavy-duty doors on an isolated door frame minimize heat loss. Wire core gaskets create a tight seal for efficient heating.
- Explosion venting latches
- Standard: Bi-parting swing doors
- Optional:
  - Vertical lift guillotine door
  - Door windows

#### Floor

- Standard: 12 ga. plate floor
- Optional:
  - 12 ga. plate floor with (1) pair inverted angle track
  - 12 ga. plate floor with (1) pair 6" wide wheel guides
  - Insulated (100 p.s.f. max.)
  - Insulated with (1) pair inverted angle track
  - Insulated with (1) pair 6" wide wheel guides
  - No floor

#### Input Voltage

- Standard 480/3/60
- Please consult factory for other available options.

#### Controls

- 10" touchscreen HMI
- Custom reports available
- Ramp/ soak programming
- Non-editable file recording
- Batch recording with user defined fields
- Various automation control
- Operations select which thermocouple and vacuum ports to be used in recipe
- Ability to calibrate all recording devices
- Optional:
  - Part libraries available
  - Fully automated electric solenoids available in place of manual valves
  - Controlled cool down cycles utilizing variable speed exhaust
  - Variable vacuum pressure control

#### Quality Assurance

- Each unit comes complete with a (1) year warranty and is fully assembled, wired, and tested prior to shipment.
- Unit manufactured under ISO 9001 Quality Certified System.



# Industrial Batch Ovens

Model: EWR05EH

Model (NFPA Class B)	Overall Dimensions			Door Swing Radius	Workspace Dimensions			Workspace Volume (cubic ft.)	Heater Bank (kW)	Circulating Fan(s) (CFM)	Motor(s) (HP)	Air Changes per Minute	Exhaust Fan Capacity (CFM)	Exhaust Motor (HP)	Solvents per Batch (Gals.)	Ships Fully Assembled
	"W	"D	"H		"W	"D	"H									
EWR05EH-48-48-60	87	106	72	24"	48	48	60	80	45	3,500	3	43.75	N/A	N/A	0	Yes
EWR05EH-48-48-72	89	106	84	24"	48	48	72	96	45	4,000	3	41.67	N/A	N/A	0	Yes
EWR05EH-48-48-96	93	106	108	24"	48	48	96	128	54	5,500	3	42.97	N/A	N/A	0	No
EWR05EH-48-72-72	95	134	84	24"	48	72	72	144	54	6,000	3	41.67	N/A	N/A	0	Yes
EWR05EH-48-72-96	99	140	108	24"	48	72	96	192	63	8,000	5	41.67	N/A	N/A	0	No
EWR05EH-48-96-72	99	164	84	24"	48	96	72	192	63	8,000	5	41.67	N/A	N/A	0	Yes
EWR05EH-48-96-96	107	168	108	24"	48	96	96	256	72	12,000	7 1/2	46.88	N/A	N/A	0	No
EWR05EH-60-60-60	105	118	72	30"	60	60	60	125	45	5,000	3	40.00	N/A	N/A	0	Yes
EWR05EH-60-60-72	107	122	84	30"	60	60	72	150	54	6,000	3	40.00	N/A	N/A	0	Yes
EWR05EH-60-60-96	111	128	108	30"	60	60	96	200	63	8,000	5	40.00	N/A	N/A	0	No
EWR05EH-60-72-72	111	134	84	30"	60	72	72	180	54	8,000	5	44.44	N/A	N/A	0	Yes
EWR05EH-60-72-96	115	144	108	30"	60	72	96	240	63	10,000	7 1/2	41.67	N/A	N/A	0	No
EWR05EH-60-96-96	121	174	108	30"	60	96	96	320	72	14,000	10	43.75	N/A	N/A	0	No
EWR05EH-72-72-72	123	140	84	36"	72	72	72	216	63	9,000	7 1/2	41.67	N/A	N/A	0	Yes
EWR05EH-72-72-96	131	150	108	36"	72	72	96	288	72	12,000	7 1/2	41.67	N/A	N/A	0	No
EWR05EH-72-96-96	145	174	108	36"	72	96	96	384	81	16,000	10	41.67	N/A	N/A	0	No
EWR05EH-72-120-96	153	198	108	36"	72	120	96	480	90	20,000	15	41.67	N/A	N/A	0	No

**NOTE: Sizes are approximate. LEWCO, Inc. reserves the right to change specifications without notice.**

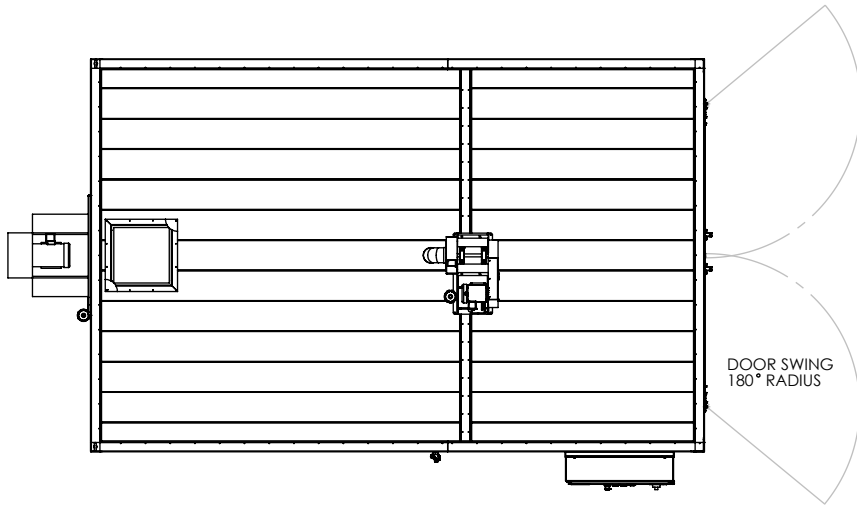


# Industrial Batch Ovens

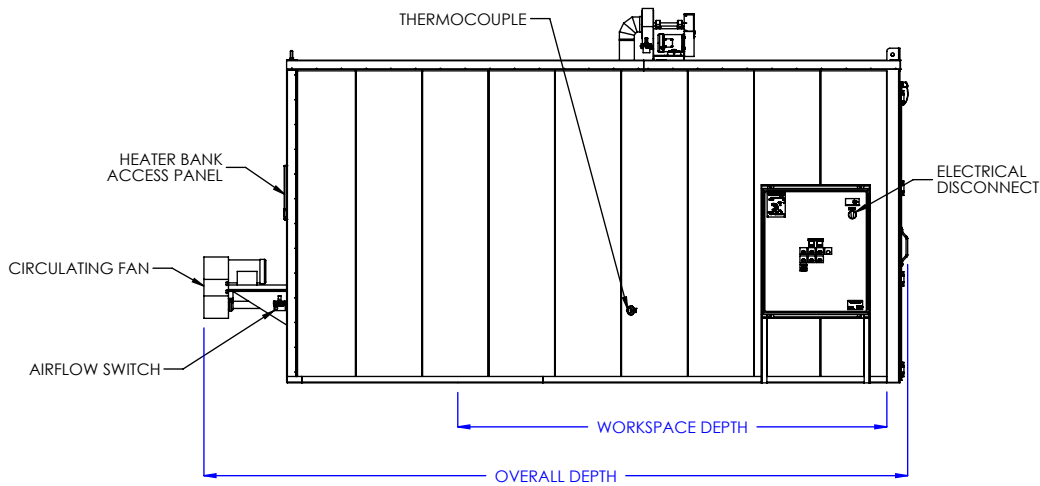
Model: EWR05EH

Model (NFPA Class A)	Overall Dimensions			Door Swing Radius	Workspace Dimensions			Workspace Volume (cubic ft.)	Heater Bank (kW)	Circulating Fan(s) (CFM)	Motor(s) (HP)	Air Changes per Minute	Exhaust Fan Capacity (CFM)	Exhaust Motor (HP)	Solvents per Batch (Gals.)	Ships Fully Assembled
	"W	"D	"H		"W	"D	"H									
EWR05EH-48-48-60	87	106	123	24"	48	48	60	80	54	3,500	3	43.75	62	1/4	0.05	Yes
EWR05EH-48-48-72	89	106	135	24"	48	48	72	96	54	4,000	3	41.67	62	1/4	0.05	Yes
EWR05EH-48-48-96	93	106	159	24"	48	48	96	128	63	5,500	3	42.97	62	1/4	0.05	No
EWR05EH-48-72-72	95	134	135	24"	48	72	72	144	63	6,000	3	41.67	62	1/4	0.05	Yes
EWR05EH-48-72-96	99	140	159	24"	48	72	96	192	63	8,000	5	41.67	62	1/4	0.05	No
EWR05EH-48-96-72	99	164	135	24"	48	96	72	192	63	8,000	5	41.67	62	1/4	0.05	Yes
EWR05EH-48-96-96	107	168	159	24"	48	96	96	256	72	12,000	7 1/2	46.88	62	1/4	0.05	No
EWR05EH-60-60-60	105	118	123	30"	60	60	60	125	54	5,000	3	40.00	62	1/4	0.05	Yes
EWR05EH-60-60-72	107	122	135	30"	60	60	72	150	63	6,000	3	40.00	62	1/4	0.05	Yes
EWR05EH-60-60-96	111	128	159	30"	60	60	96	200	72	8,000	5	40.00	62	1/4	0.05	No
EWR05EH-60-72-72	111	134	135	30"	60	72	72	180	63	8,000	5	44.44	62	1/4	0.05	Yes
EWR05EH-60-72-96	115	144	159	30"	60	72	96	240	72	10,000	7 1/2	41.67	62	1/4	0.05	No
EWR05EH-60-96-96	121	174	159	30"	60	96	96	320	90	14,000	10	43.75	100	1/4	0.08	No
EWR05EH-72-72-72	123	140	135	36"	72	72	72	216	72	9,000	7 1/2	41.67	62	1/4	0.05	Yes
EWR05EH-72-72-96	131	150	159	36"	72	72	96	288	81	12,000	7 1/2	41.67	62	1/4	0.05	No
EWR05EH-72-96-96	145	174	159	36"	72	96	96	384	99	16,000	10	41.67	100	1/4	0.08	No
EWR05EH-72-120-96	153	198	159	36"	72	120	96	480	108	20,000	15	41.67	100	1/4	0.08	No

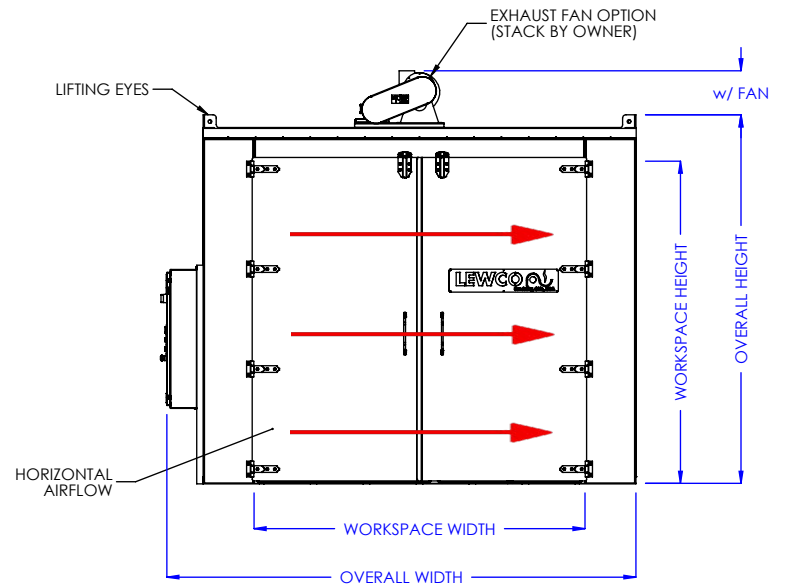
**NOTE: Sizes are approximate. LEWCO, Inc. reserves the right to change specifications without notice.**



PLAN VIEW



LEFT SIDE ELEVATION



FRONT ELEVATION

MODEL: EWR05EH

DESCRIPTION: ENHANCED DUTY WALK-IN OVEN, REAR MOUNT HEATER,  
500° F, ELECTRIC, HORIZONTAL AIRFLOW

**WARNING:** OVENS PROCESSING FLAMMABLE  
VOLATILES OR COMBUSTIBLE MATERIALS ARE  
CLASSIFIED BY NFPA 86 AS "CLASS A" OVENS  
AND REQUIRE SPECIFIC SAFETY FEATURES.  
KNOW THE PROPERTIES OF THE MATERIALS  
BEING HEATED. EXPLOSION OR FIRE MAY  
RESULT FROM MISAPPLICATION.

LEWCO, INC. IS COMMITTED TO CONTINUOUS  
IMPROVEMENT AND RESERVES THE RIGHT TO CHANGE  
DESIGNS AND SPECIFICATIONS WITHOUT NOTICE.

THIS DRAWING MUST NOT BE COPIED, REPRODUCED  
OR USED FOR ANY PURPOSE WITHOUT THE WRITTEN  
CONSENT OF LEWCO, INC. ALL RIGHTS RESERVED.

DATE: 10/9/2017

REV. 001

PAGE: 1 of 1

**LEWCO**

706 LANE ST. SANDUSKY, OH 44870, U.S.A.