



Model: EWT03ED

Composite Curing Oven

LEWCO Composite Curing Batch Ovens are designed to meet the strict requirements of the aerospace and advanced materials industries. These composite curing ovens guarantee temperature uniformity of +/- 10°F and includes standard equipment for vacuum assisted composite curing. This model features a top-mounted heater box, which creates a smaller footprint and permits pass-through processing with optional rear doors. Each unit comes complete with a one-year warranty and is fully assembled, wired, and tested prior to shipment. All LEWCO ovens are manufactured to meet the requirements of NFPA 86, the national standard for ovens and furnaces.

Operating Temperature

- 150°F – 350°F (66°C -177°C)

Heating Source & Capacity

- Electric, low watt density Incoloy® heaters provide years of trouble free service.
- Standard heater bank assemblies are installed in high velocity ductwork to maximize heat transfer.

Airflow Pattern

- Dual Airflow: Hot air is supplied from both of the side walls and returned through a top plenum.

General Construction

- 16 ga. aluminized steel interior
- 18 ga. cold rolled steel exterior
- Heat loss is minimized by a unique wall design featuring a welded inner shell and a completely isolated outer frame and covers.

Finish

- Blue or gray alkyd enamel
- Optional: Premium finish for corrosive environments

Doors

- Heavy-duty doors on an isolated door frame minimize heat loss. Wire core gaskets create a tight seal for efficient heating.
- Explosion venting latches
- Standard: Bi-parting swing doors
- Optional:
 - Vertical lift guillotine door
 - Door windows

Floor

- Standard: 12 ga. plate floor
- Optional:
 - 12 ga. plate floor with (1) pair inverted angle track
 - 12 ga. plate floor with (1) pair 6" wide wheel guides
 - Insulated (100 p.s.f. max.)
 - Insulated with (1) pair inverted angle track
 - Insulated with (1) pair 6" wide wheel guides
 - No floor

Input Voltage

- Standard 480/3/60
- Please consult factory for other available options.

Controls

- 10" touchscreen HMI
- Custom reports available
- Ramp/ soak programming
- Non-editable file recording
- Batch recording with user defined fields
- Various automation control
- Operations select which thermocouple and vacuum ports to be used in recipe
- Ability to calibrate all recording devices
- Optional:
 - Part libraries available
 - Fully automated electric solenoids available in place of manual valves
 - Controlled cool down cycles utilizing variable speed exhaust
 - Variable vacuum pressure control

Quality Assurance

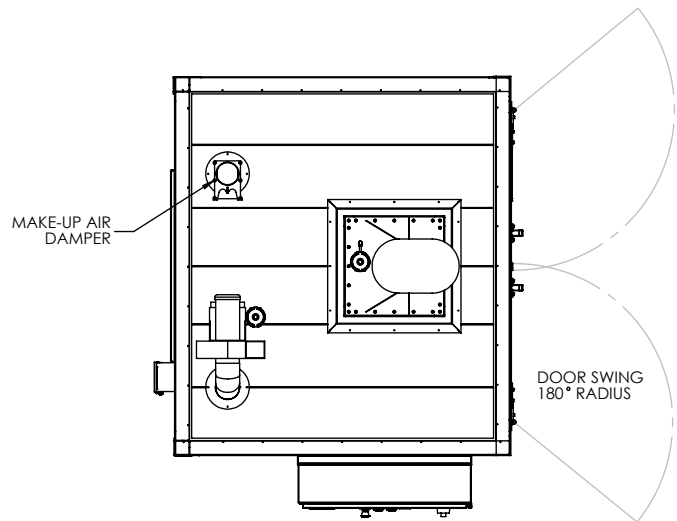
- Each unit comes complete with a (1) year warranty and is fully assembled, wired, and tested prior to shipment.
- Unit manufactured under ISO 9001 Quality Certified System.

Model (NFPA Class B)	Overall Dimensions			Door Swing Radius	Workspace Dimensions			Workspace Volume (cubic ft.)	Heater Bank (kW)	Circulating Fan(s) (CFM)	Motor(s) (HP)	Air Changes per Minute	Exhaust Fan Capacity (CFM)	Exhaust Motor (HP)	Solvents per Batch (Gals.)	Ships Fully Assembled
	"W	"D	"H		"W	"D	"H									
EWT03ED-48-48-60 *	74	59	89	34"	48	48	60	80	36	3,500	3	43.75	N/A	N/A	0	Yes
EWT03ED-48-48-72	76	59	102	34"	48	48	72	96	36	4,000	3	41.67	N/A	N/A	0	Yes
EWT03ED-48-48-96	76	59	126	34"	48	48	96	128	45	5,500	3	42.97	N/A	N/A	0	Yes
EWT03ED-60-60-60 *	88	71	90	40"	60	60	60	125	45	5,000	3	40.00	N/A	N/A	0	Yes
EWT03ED-60-60-72	88	71	107	40"	60	60	72	150	45	6,000	3	40.00	N/A	N/A	0	Yes
EWT03ED-60-60-96	90	71	138	40"	60	60	96	200	45	8,000	5	40.00	N/A	N/A	0	Yes
EWT03ED-72-72-72	102	83	114	46"	72	72	72	216	45	9,000	7 1/2	41.67	N/A	N/A	0	Yes
EWT03ED-72-72-96	104	83	146	46"	72	72	96	288	54	12,000	7 1/2	41.67	N/A	N/A	0	No
EWT03ED-72-120-96	110	131	149	46"	72	120	96	480	72	20,000	15	41.67	N/A	N/A	0	No
EWT03ED-84-84-84	118	95	135	52"	84	84	84	343	63	14,000	10	40.82	N/A	N/A	0	Yes
EWT03ED-84-96-84	120	107	136	52"	84	96	84	392	63	16,000	10	40.82	N/A	N/A	0	Yes
EWT03ED-84-120-84	122	131	141	52"	84	120	84	490	72	20,000	15	40.82	N/A	N/A	0	Yes
EWT03ED-84-120-96	124	131	159	52"	84	120	96	560	72	24,000	15	42.86	N/A	N/A	0	No
EWT03ED-96-96-96	134	107	153	58"	96	96	96	512	72	22,000	15	42.97	N/A	N/A	0	No
EWT03ED-96-120-96	136	131	159	58"	96	120	96	640	81	26,000	15	40.63	N/A	N/A	0	No
EWT03ED-96-144-96	140	155	166	58"	96	144	96	768	90	16,000(x2)	10(x2)	40.20	N/A	N/A	0	No
EWT03ED-96-168-96	142	179	167	58"	96	168	96	896	99	18,000(x2)	15(x2)	40.17	N/A	N/A	0	No
EWT03ED-96-192-96	144	203	174	58"	96	192	96	1,024	108	22,000(x2)	15(x2)	42.96	N/A	N/A	0	No
EWT03ED-96-240-96	146	251	180	58"	96	240	96	1,280	117	26,000(x2)	15(x2)	40.63	N/A	N/A	0	No
EWT03ED-120-120-96	164	131	166	70"	120	120	96	800	90	16,000(x2)	10(x2)	40.00	N/A	N/A	0	No
EWT03ED-120-120-120	168	131	198	70"	120	120	120	1,000	99	20,000(x2)	15(x2)	40.00	N/A	N/A	0	No
EWT03ED-120-144-96	166	155	167	70"	120	144	96	960	99	20,000(x2)	15(x2)	41.67	N/A	N/A	0	No
EWT03ED-120-144-120	170	155	204	70"	120	144	120	1,200	108	24,000(x2)	15(x2)	40.00	N/A	N/A	0	No
EWT03ED-120-168-96	168	179	179	70"	120	168	96	1,120	108	24,000(x2)	15(x2)	42.85	N/A	N/A	0	No
EWT03ED-120-168-120	172	179	205	70"	120	168	120	1,400	117	28,000(x2)	15(x2)	40.00	N/A	N/A	0	No
EWT03ED-120-192-96	170	203	180	70"	120	192	96	1,280	117	26,000(x2)	15(x2)	40.63	N/A	N/A	0	No

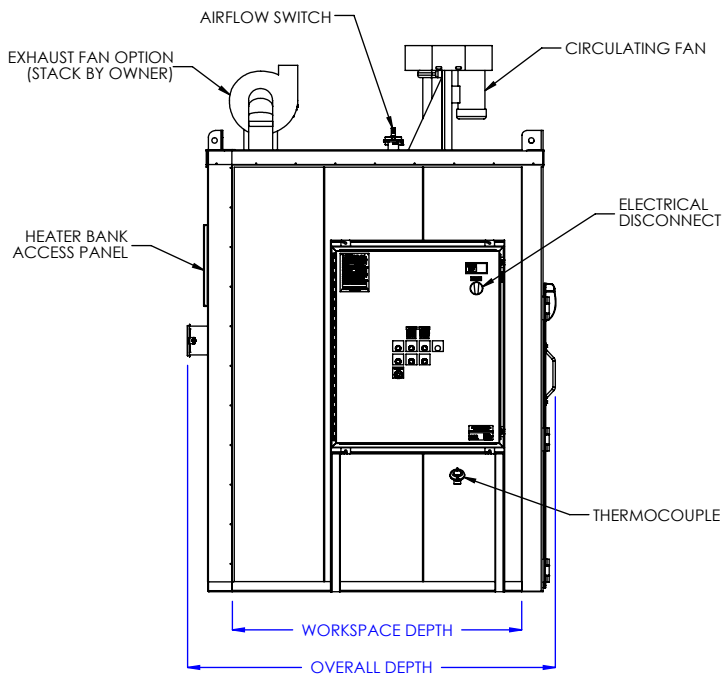
* Indicates Configuration Style #1. Refer to drawings on page 4 of 5

Model (NFPA Class A)	Overall Dimensions			Door Swing Radius	Workspace Dimensions			Workspace Volume (cubic ft.)	Heater Bank (kW)	Circulating Fan(s) (CFM)	Motor(s) (HP)	Air Changes per Minute	Exhaust Fan Capacity (CFM)	Exhaust Motor (HP)	Solvents per Batch (Gals.)	Ships Fully Assembled
	"W	"D	"H		"W	"D	"H									
EWT03ED-48-48-60 *	74	59	116	34"	48	48	60	80	36	3,500	3	43.75	62	1/4	0.06	Yes
EWT03ED-48-48-72	76	59	129	34"	48	48	72	96	45	4,000	3	41.67	62	1/4	0.06	Yes
EWT03ED-48-48-96	76	59	153	34"	48	48	96	128	45	5,500	3	42.97	62	1/4	0.06	No
EWT03ED-60-60-60 *	88	71	117	40"	60	60	60	125	45	5,000	3	40.00	62	1/4	0.06	Yes
EWT03ED-60-60-72	88	71	134	40"	60	60	72	150	45	6,000	3	40.00	62	1/4	0.06	Yes
EWT03ED-60-60-96	90	71	165	40"	60	60	96	200	54	8,000	5	40.00	62	1/4	0.06	No
EWT03ED-72-72-72	102	83	141	46"	72	72	72	216	54	9,000	7 1/2	41.67	62	1/4	0.06	Yes
EWT03ED-72-72-96	104	83	173	46"	72	72	96	288	63	12,000	7 1/2	41.67	62	1/4	0.06	No
EWT03ED-72-120-96	110	131	176	46"	72	120	96	480	72	20,000	15	41.67	100	1/4	0.10	No
EWT03ED-84-84-84	118	95	162	52"	84	84	84	343	63	14,000	10	40.82	100	1/4	0.10	No
EWT03ED-84-96-84	120	107	163	52"	84	96	84	392	72	16,000	10	40.82	100	1/4	0.10	No
EWT03ED-84-120-84	122	131	168	52"	84	120	84	490	90	20,000	15	40.82	250	1/4	0.25	No
EWT03ED-84-120-96	124	131	186	52"	84	120	96	560	90	24,000	15	42.86	250	1/4	0.25	No
EWT03ED-96-96-96	134	107	180	58"	96	96	96	512	90	22,000	15	42.97	250	1/4	0.25	No
EWT03ED-96-120-96	136	131	186	58"	96	120	96	640	99	26,000	15	40.63	250	1/4	0.25	No
EWT03ED-96-144-96	140	155	193	58"	96	144	96	768	99	16,000(x2)	10(x2)	40.20	250	1/4	0.25	No
EWT03ED-120-120-96	164	131	193	70"	120	120	96	800	108	16,000(x2)	10(x2)	40.00	250	1/4	0.25	No
EWT03ED-120-120-120	168	131	225	70"	120	120	120	1,000	117	20,000(x2)	15(x2)	40.00	250	1/4	0.25	No
EWT03ED-120-144-96	166	155	194	70"	120	144	96	960	117	20,000(x2)	15(x2)	41.67	250	1/4	0.25	No
EWT03ED-120-144-120	170	155	161	70"	120	144	120	1,200	144	24,000(x2)	15(x2)	40.00	250	1/4	0.25	No
EWT03ED-120-168-96	168	179	206	70"	120	168	96	1,120	144	24,000(x2)	15(x2)	42.85	250	1/4	0.25	No
EWT03ED-120-168-120	172	179	232	70"	120	168	120	1,400	171	28,000(x2)	15(x2)	40.00	750	1	0.51	No
EWT03ED-120-192-96	170	203	207	70"	120	192	96	1,280	162	26,000(x2)	15(x2)	40.63	750	1	0.51	No

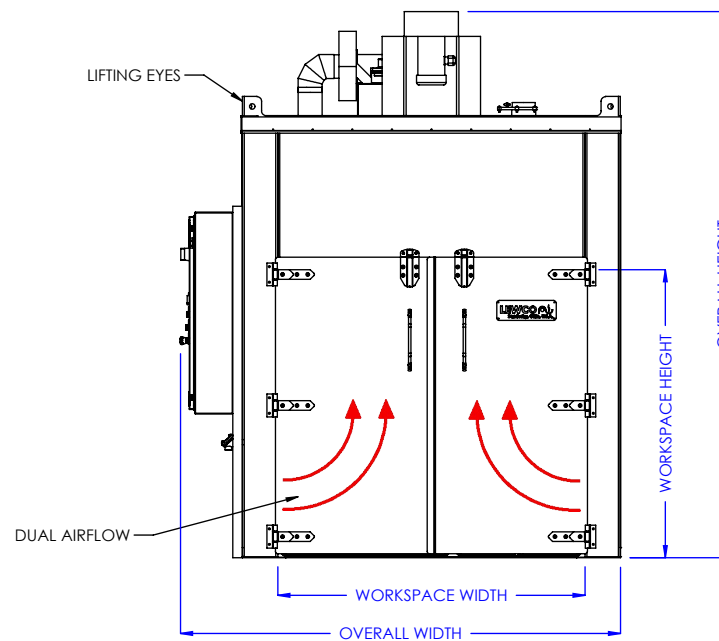
* Indicates Configuration Style #1. Refer to drawings on page 4 of 5



PLAN VIEW



LEFT SIDE ELEVATION



FRONT ELEVATION

MODEL: EWT03ED

DESCRIPTION: ENHANCED DUTY WALK-IN OVEN, TOP MOUNT HEATER, 350°F, ELECTRIC, DUAL AIRFLOW

WARNING: OVENS PROCESSING FLAMMABLE VOLATILES OR COMBUSTIBLE MATERIALS ARE CLASSIFIED BY NFPA 86 AS "CLASS A" OVENS AND REQUIRE SPECIFIC SAFETY FEATURES. KNOW THE PROPERTIES OF THE MATERIALS BEING HEATED. EXPLOSION OR FIRE MAY RESULT FROM MISAPPLICATION.

LEWCO, INC. IS COMMITTED TO CONTINUOUS IMPROVEMENT AND RESERVES THE RIGHT TO CHANGE DESIGNS AND SPECIFICATIONS WITHOUT NOTICE.

THIS DRAWING MUST NOT BE COPIED, REPRODUCED OR USED FOR ANY PURPOSE WITHOUT THE WRITTEN CONSENT OF LEWCO, INC. ALL RIGHTS RESERVED.

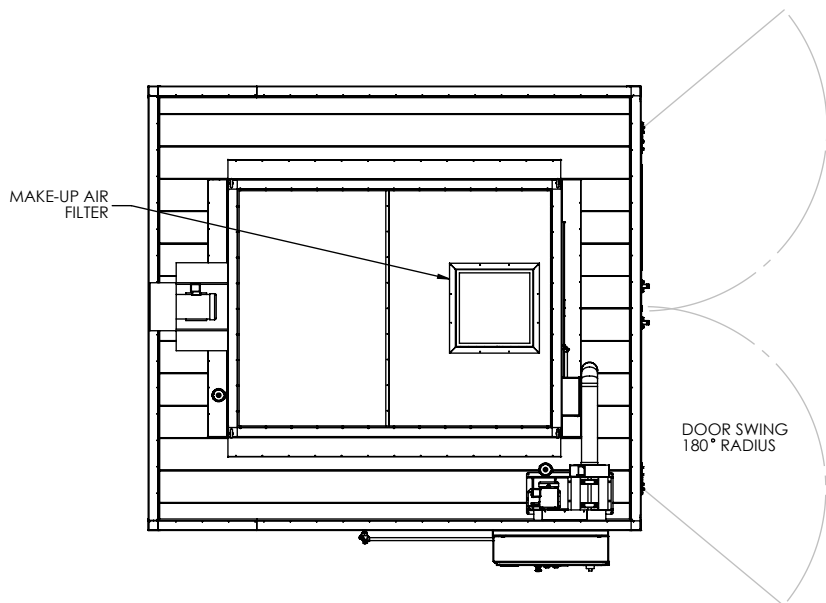
DATE: 7/5/2017

REV. 001

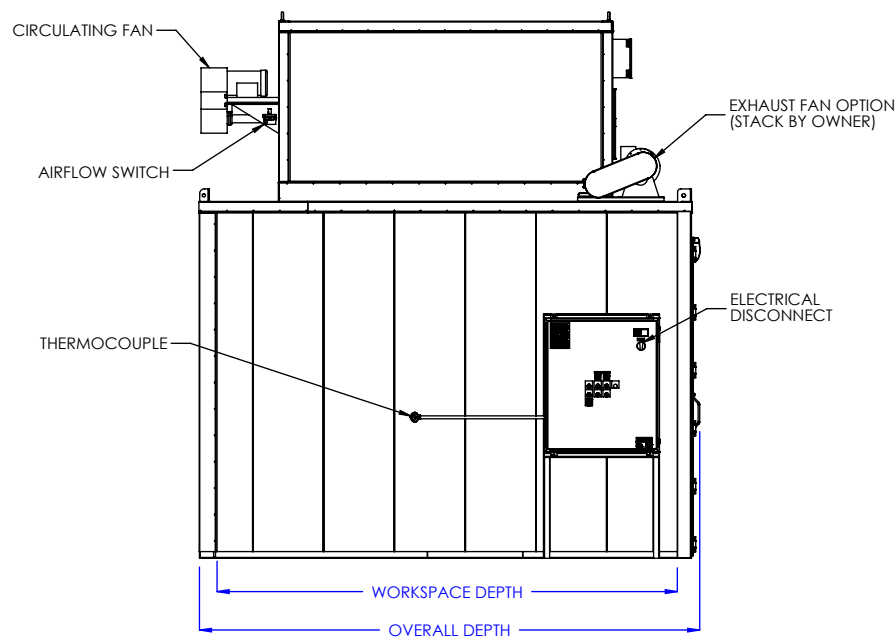
PAGE: 4 of 5



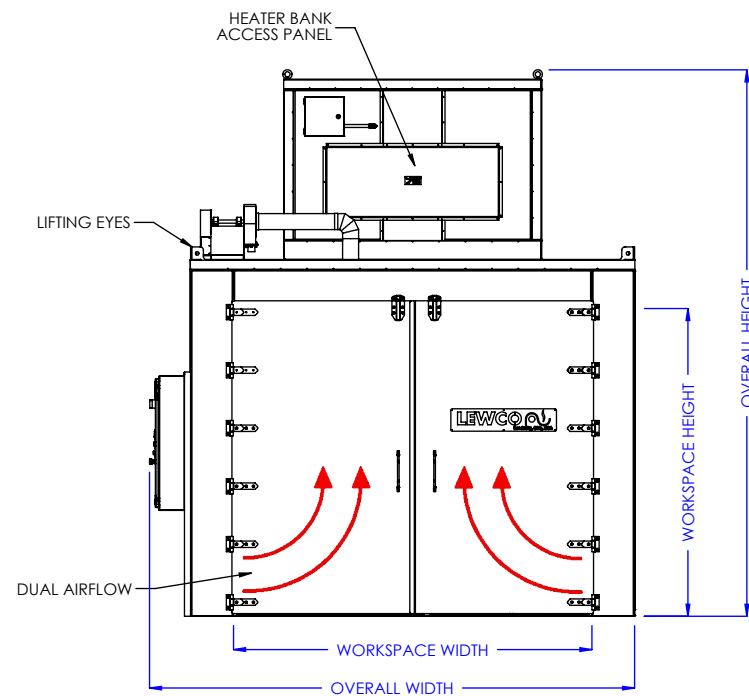
706 LANE ST. SANDUSKY, OH 44870, U.S.A.



PLAN VIEW



LEFT SIDE ELEVATION



FRONT ELEVATION

MODEL: EWT03ED

DESCRIPTION: ENHANCED DUTY WALK-IN OVEN, TOP MOUNT HEATER, 350°F, ELECTRIC, DUAL AIRFLOW

WARNING: OVENS PROCESSING FLAMMABLE VOLATILES OR COMBUSTIBLE MATERIALS ARE CLASSIFIED BY NFPA 86 AS "CLASS A" OVENS AND REQUIRE SPECIFIC SAFETY FEATURES. KNOW THE PROPERTIES OF THE MATERIALS BEING HEATED. EXPLOSION OR FIRE MAY RESULT FROM MISAPPLICATION.

LEWCO, INC. IS COMMITTED TO CONTINUOUS IMPROVEMENT AND RESERVES THE RIGHT TO CHANGE DESIGNS AND SPECIFICATIONS WITHOUT NOTICE.

THIS DRAWING MUST NOT BE COPIED, REPRODUCED OR USED FOR ANY PURPOSE WITHOUT THE WRITTEN CONSENT OF LEWCO, INC. ALL RIGHTS RESERVED.

DATE: 7/5/2017

REV. 001

PAGE: 5 of 5



706 LANE ST. SANDUSKY, OH 44870, U.S.A.