



### Model: EWT05ED Composite Curing Oven

LEWCO Composite Curing Batch Ovens are designed to meet the strict requirements of the aerospace and advanced materials industries. These composite curing ovens guarantee temperature uniformity of +/- 10°F and includes standard equipment for vacuum assisted composite curing. This model features a top-mounted heater box, which creates a smaller footprint and permits pass-through processing with optional rear doors. Each unit comes complete with a one-year warranty and is fully assembled, wired, and tested prior to shipment. All LEWCO ovens are manufactured to meet the requirements of NFPA 86, the national standard for ovens and furnaces.

#### Operating Temperature

- 150°F – 500°F (66°C -260°C)

#### Heating Source & Capacity

- Electric, low watt density Incoloy® heaters provide years of trouble free service.
- Standard heater bank assemblies are installed in high velocity ductwork to maximize heat transfer.

#### Airflow Pattern

- Dual Airflow: Hot air is supplied from both of the side walls and returned through a top plenum.

#### General Construction

- 16 ga. aluminized steel interior
- 18 ga. cold rolled steel exterior
- Heat loss is minimized by a unique wall design featuring a welded inner shell and a completely isolated outer frame and covers.

#### Finish

- Blue or gray alkyd enamel
- Optional: Premium finish for corrosive environments

#### Doors

- Heavy-duty doors on an isolated door frame minimize heat loss. Wire core gaskets create a tight seal for efficient heating.
- Explosion venting latches
- Standard: Bi-parting swing doors
- Optional:
  - Vertical lift guillotine door
  - Door windows

#### Floor

- Standard: 12 ga. plate floor
- Optional:
  - 12 ga. plate floor with (1) pair inverted angle track
  - 12 ga. plate floor with (1) pair 6" wide wheel guides
  - Insulated (100 p.s.f. max.)
  - Insulated with (1) pair inverted angle track
  - Insulated with (1) pair 6" wide wheel guides
  - No floor

#### Input Voltage

- Standard 480/3/60
- Please consult factory for other available options.

#### Controls

- 10" touchscreen HMI
- Custom reports available
- Ramp/ soak programming
- Non-editable file recording
- Batch recording with user defined fields
- Various automation control
- Operations select which thermocouple and vacuum ports to be used in recipe
- Ability to calibrate all recording devices
- Optional:
  - Part libraries available
  - Fully automated electric solenoids available in place of manual valves
  - Controlled cool down cycles utilizing variable speed exhaust
  - Variable vacuum pressure control

#### Quality Assurance

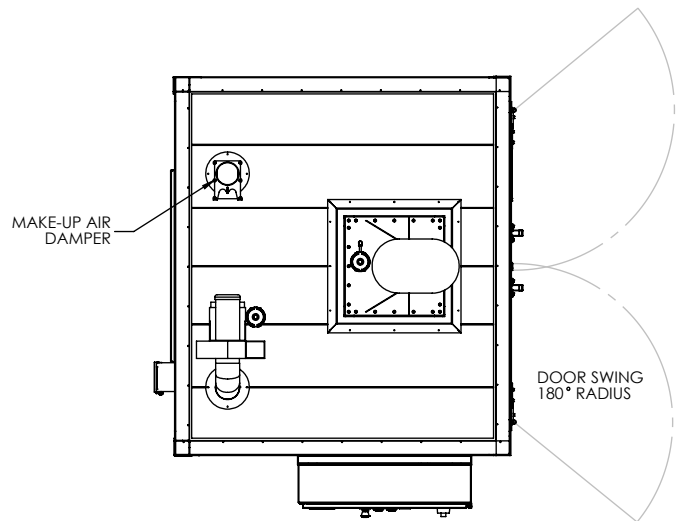
- Each unit comes complete with a (1) year warranty and is fully assembled, wired, and tested prior to shipment.
- Unit manufactured under ISO 9001 Quality Certified System.

Model (NFPA Class B)	Overall Dimensions			Door Swing Radius	Workspace Dimensions			Workspace Volume (cubic ft.)	Heater Bank (kW)	Circulating Fan(s) (CFM)	Motor(s) (HP)	Air Changes per Minute	Exhaust Fan Capacity (CFM)	Exhaust Motor (HP)	Solvents per Batch (Gals.)	Ships Fully Assembled
	"W	"D	"H		"W	"D	"H									
EWT05ED-48-48-60 *	70	59	89	34"	48	48	60	80	45	3,500	3	43.75	N/A	N/A	0	Yes
EWT05ED-48-48-72*	70	59	102	34"	48	48	72	96	45	4,000	3	41.67	N/A	N/A	0	Yes
EWT05ED-48-48-96	70	59	126	34"	48	48	96	128	54	5,500	3	42.97	N/A	N/A	0	Yes
EWT05ED-60-60-60*	82	71	90	40"	60	60	60	125	45	5,000	3	40.00	N/A	N/A	0	Yes
EWT05ED-60-60-72*	82	71	107	40"	60	60	72	150	54	6,000	3	40.00	N/A	N/A	0	Yes
EWT05ED-60-60-96	82	71	138	40"	60	60	96	200	63	8,000	5	40.00	N/A	N/A	0	Yes
EWT05ED-72-72-72*	94	83	114	46"	72	72	72	216	63	9,000	7 1/2	41.67	N/A	N/A	0	Yes
EWT05ED-72-72-96	94	83	146	46"	72	72	96	288	72	12,000	7 1/2	41.67	N/A	N/A	0	No
EWT05ED-72-120-96	94	131	149	46"	72	120	96	480	90	20,000	15	41.67	N/A	N/A	0	Yes
EWT05ED-84-84-84	106	95	135	52"	84	84	84	343	72	14,000	10	40.82	N/A	N/A	0	Yes
EWT05ED-84-96-84	106	107	136	52"	84	96	84	392	81	16,000	10	40.82	N/A	N/A	0	Yes
EWT05ED-84-120-84	106	131	141	52"	84	120	84	490	90	20,000	15	40.82	N/A	N/A	0	Yes
EWT05ED-84-120-96	106	131	159	52"	84	120	96	560	99	24,000	15	42.86	N/A	N/A	0	No
EWT05ED-96-96-96	118	107	153	58"	96	96	96	512	90	22,000	15	42.97	N/A	N/A	0	No
EWT05ED-96-120-96	118	131	159	58"	96	120	96	640	108	26,000	15	40.63	N/A	N/A	0	No
EWT05ED-96-144-96	118	155	166	58"	96	144	96	768	117	16,000(x2)	10(x2)	40.20	N/A	N/A	0	No
EWT05ED-96-168-96	118	179	167	58"	96	168	96	896	144	18,000(x2)	15(x2)	40.17	N/A	N/A	0	No
EWT05ED-96-192-96	118	203	174	58"	96	192	96	1,024	153	22,000(x2)	15(x2)	42.96	N/A	N/A	0	No
EWT05ED-96-240-96	118	251	180	58"	96	240	96	1,280	180	26,000(x2)	15(x2)	42.18	N/A	N/A	0	No
EWT05ED-120-120-96	142	131	166	70"	120	120	96	800	117	16,000(x2)	10(x2)	40.00	N/A	N/A	0	No
EWT05ED-120-120-120	142	131	198	70"	120	120	120	1,000	153	20,000(x2)	15(x2)	40.00	N/A	N/A	0	No
EWT05ED-120-144-96	142	155	167	70"	120	144	96	960	153	20,000(x2)	15(x2)	41.67	N/A	N/A	0	No
EWT05ED-120-144-120	142	155	204	70"	120	144	120	1,200	162	24,000(x2)	15(x2)	40.00	N/A	N/A	0	No
EWT05ED-120-168-96	142	179	179	70"	120	168	96	1,120	162	24,000(x2)	15(x2)	42.85	N/A	N/A	0	No
EWT05ED-120-168-120	142	179	205	70"	120	168	120	1,400	180	28,000(x2)	15(x2)	40.00	N/A	N/A	0	No
EWT05ED-120-192-96	142	203	180	70"	120	192	96	1,280	171	26,000(x2)	15(x2)	42.18	N/A	N/A	0	No

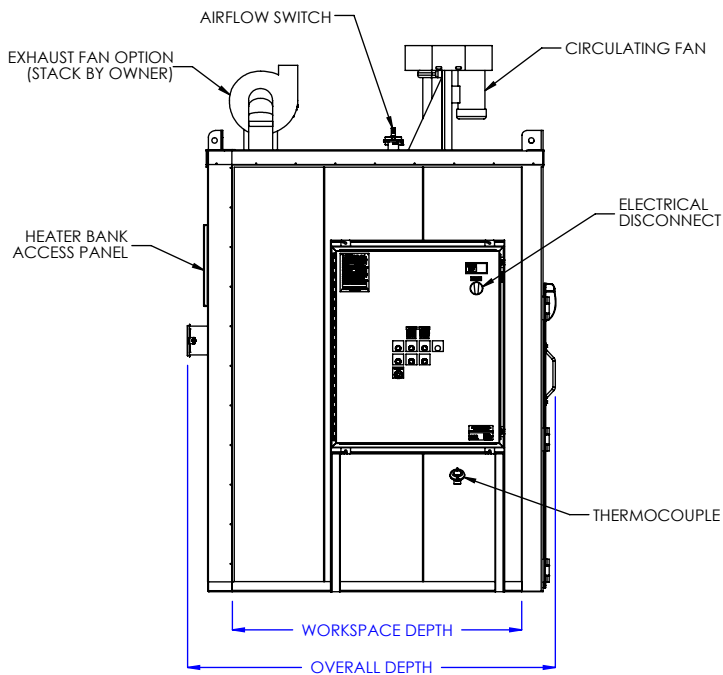
\* Indicates Configuration Style #1. Refer to drawings on page 4 of 5

Model (NFPA Class A)	Overall Dimensions			Door Swing Radius	Workspace Dimensions			Workspace Volume (cubic ft.)	Heater Bank (kW)	Circulating Fan(s) (CFM)	Motor(s) (HP)	Air Changes per Minute	Exhaust Fan Capacity (CFM)	Exhaust Motor (HP)	Solvents per Batch (Gals.)	Ships Fully Assembled
	"W	"D	"H		"W	"D	"H									
EWT05ED-48-48-60 *	70	59	116	34"	48	48	60	80	54	3,500	3	43.75	62	1/4	0.05	Yes
EWT05ED-48-48-72 *	70	59	129	34"	48	48	72	96	54	4,000	3	41.67	62	1/4	0.05	Yes
EWT05ED-48-48-96	70	59	153	34"	48	48	96	128	63	5,500	3	42.97	62	1/4	0.05	No
EWT05ED-60-60-60 *	82	71	117	40"	60	60	60	125	54	5,000	3	40.00	62	1/4	0.05	Yes
EWT05ED-60-60-72*	82	71	134	40"	60	60	72	150	63	6,000	3	40.00	62	1/4	0.05	Yes
EWT05ED-60-60-96	82	71	165	40"	60	60	96	200	72	8,000	5	40.00	62	1/4	0.05	No
EWT05ED-72-72-72 *	94	83	141	46"	72	72	72	216	72	9,000	7 1/2	41.67	62	1/4	0.05	Yes
EWT05ED-72-72-96	94	83	173	46"	72	72	96	288	81	12,000	7 1/2	41.67	62	1/4	0.05	No
EWT05ED-72-120-96	94	131	176	46"	72	120	96	480	108	20,000	15	41.67	100	1/4	0.08	No
EWT05ED-84-84-84	106	95	162	52"	84	84	84	343	99	14,000	10	40.82	100	1/4	0.08	No
EWT05ED-84-96-84	106	107	163	52"	84	96	84	392	99	16,000	10	40.82	100	1/4	0.08	No
EWT05ED-84-120-84	106	131	168	52"	84	120	84	490	153	20,000	15	40.82	250	1/4	0.21	No
EWT05ED-84-120-96	106	131	186	52"	84	120	96	560	153	16,000	10	40.82	250	1/4	0.21	No
EWT05ED-96-96-96	118	107	180	58"	96	96	96	512	153	20,000	15	40.82	250	1/4	0.21	No
EWT05ED-96-120-96	118	131	186	58"	96	120	96	640	162	24,000	15	42.86	250	1/4	0.21	No
EWT05ED-96-144-96	118	155	193	58"	96	144	96	768	171	16,000(x2)	10(x2)	40.20	250	1/4	0.21	No
EWT05ED-120-120-96	142	131	193	70"	120	120	96	800	180	16,000(x2)	10(x2)	40.00	250	1/4	0.21	No
EWT05ED-120-120-120	142	131	225	70"	120	120	120	1,000	189	20,000(x2)	15(x2)	40.00	250	1/4	0.21	No
EWT05ED-120-144-96	142	155	194	70"	120	144	96	960	189	20,000(x2)	15(x2)	41.67	250	1/4	0.21	No
EWT05ED-120-144-120	164	155	161	70"	120	144	120	1,200	207	24,000(x2)	15(x2)	40.00	250	1/4	0.21	No
EWT05ED-120-168-96	142	179	206	70"	120	168	96	1,120	198	24,000(x2)	15(x2)	42.85	250	1/4	0.21	No
EWT05ED-120-168-120	142	179	232	70"	120	168	120	1,400	225	28,000(x2)	15(x2)	40.00	500	1	0.42	No
EWT05ED-120-192-96	142	203	207	70"	120	192	96	1,280	225	26,000(x2)	15(x2)	42.18	500	1	0.42	No

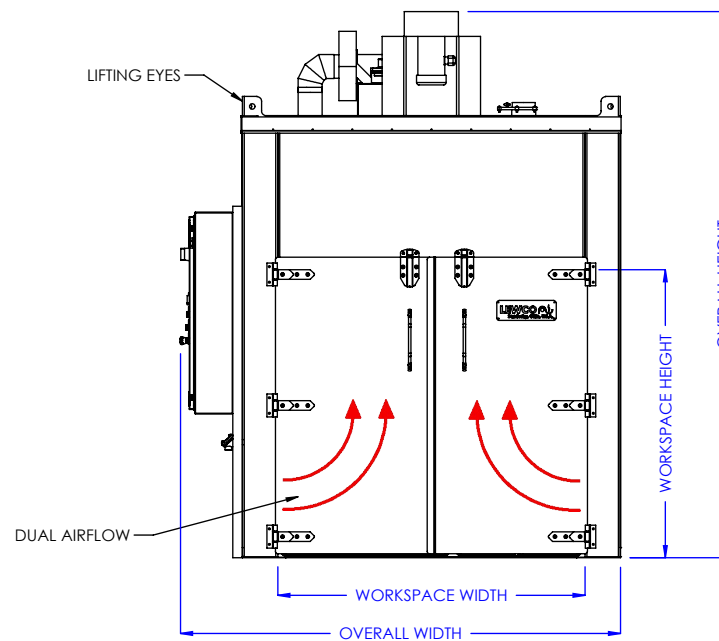
\* Indicates Configuration Style #1. Refer to drawings on page 4 of 5



PLAN VIEW



LEFT SIDE ELEVATION



FRONT ELEVATION

MODEL: EWT05ED

DESCRIPTION: ENHANCED DUTY WALK-IN OVEN, TOP MOUNT HEATER, 500°F, ELECTRIC, DUAL AIRFLOW

**WARNING:** OVENS PROCESSING FLAMMABLE VOLATILES OR COMBUSTIBLE MATERIALS ARE CLASSIFIED BY NFPA 86 AS "CLASS A" OVENS AND REQUIRE SPECIFIC SAFETY FEATURES. KNOW THE PROPERTIES OF THE MATERIALS BEING HEATED. EXPLOSION OR FIRE MAY RESULT FROM MISAPPLICATION.

LEWCO, INC. IS COMMITTED TO CONTINUOUS IMPROVEMENT AND RESERVES THE RIGHT TO CHANGE DESIGNS AND SPECIFICATIONS WITHOUT NOTICE.

THIS DRAWING MUST NOT BE COPIED, REPRODUCED OR USED FOR ANY PURPOSE WITHOUT THE WRITTEN CONSENT OF LEWCO, INC. ALL RIGHTS RESERVED.

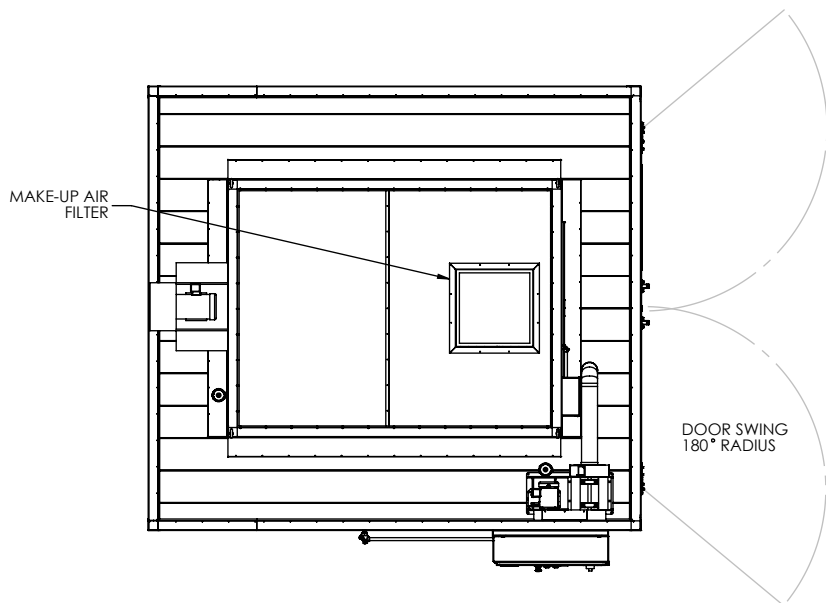
DATE: 7/5/2017

REV. 001

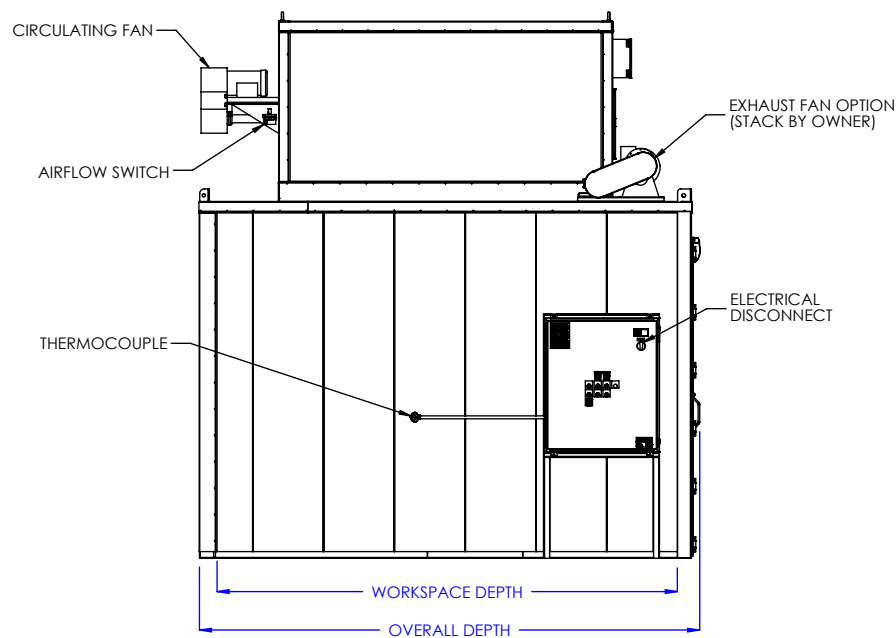
PAGE: 4 of 5



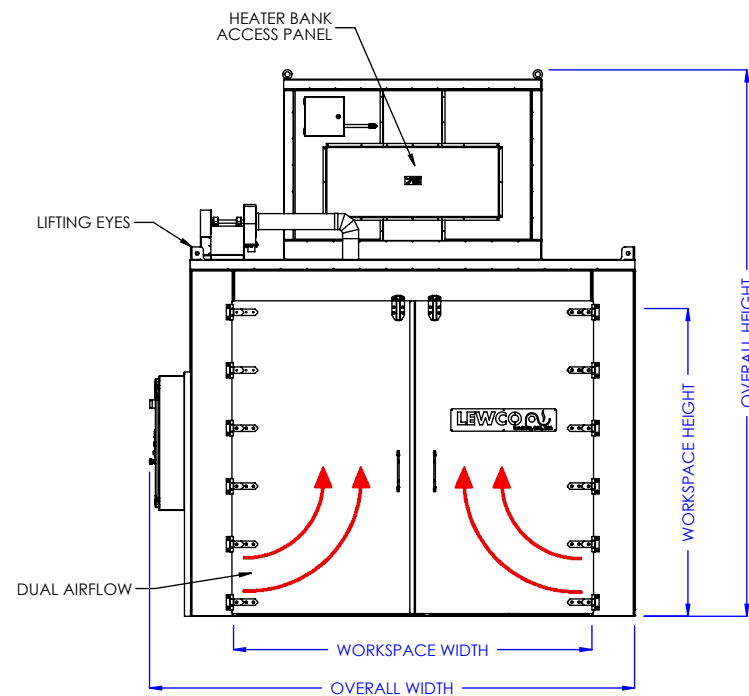
706 LANE ST. SANDUSKY, OH 44870, U.S.A.



**PLAN VIEW**



**LEFT SIDE ELEVATION**



**FRONT ELEVATION**

MODEL: EWT05ED

DESCRIPTION: ENHANCED DUTY WALK-IN OVEN, TOP MOUNT HEATER, 500°F, ELECTRIC, DUAL AIRFLOW

**WARNING:** OVENS PROCESSING FLAMMABLE VOLATILES OR COMBUSTIBLE MATERIALS ARE CLASSIFIED BY NFPA 86 AS "CLASS A" OVENS AND REQUIRE SPECIFIC SAFETY FEATURES. KNOW THE PROPERTIES OF THE MATERIALS BEING HEATED. EXPLOSION OR FIRE MAY RESULT FROM MISAPPLICATION.

LEWCO, INC. IS COMMITTED TO CONTINUOUS IMPROVEMENT AND RESERVES THE RIGHT TO CHANGE DESIGNS AND SPECIFICATIONS WITHOUT NOTICE.

THIS DRAWING MUST NOT BE COPIED, REPRODUCED OR USED FOR ANY PURPOSE WITHOUT THE WRITTEN CONSENT OF LEWCO, INC. ALL RIGHTS RESERVED.

DATE: 7/5/2017

REV. 001

PAGE: 5 of 5



706 LANE ST. SANDUSKY, OH 44870, U.S.A.