



Model: EWT05EH Composite Curing Oven

LEWCO Composite Curing Batch Ovens are designed to meet the strict requirements of the aerospace and advanced materials industries. These composite curing ovens guarantee temperature uniformity of +/-10°F and includes standard equipment for vacuum assisted composite curing. This model features a top-mounted heater box, which creates a smaller footprint and permits pass-through processing with optional rear doors. Each unit comes complete with a one-year warranty and is fully assembled, wired, and tested prior to shipment. All LEWCO ovens are manufactured to meet the requirements of NFPA 86, the national standard for ovens and furnaces.

Operating Temperature

- 150°F - 500°F (66°C -260°C)

Heating Source & Capacity

- Electric, low watt density Incoloy® heaters provide years of trouble free service.
- Standard heater bank assemblies are installed in high velocity ductwork to maximize heat transfer.

Airflow Pattern

- Horizontal Airflow: Hot air is supplied from one of the side wall and pulled across horizontally to the opposite side wall.

General Construction

- 16 ga. aluminized steel interior
- 18 ga. cold rolled steel exterior
- Heat loss is minimized by a unique wall design featuring a welded inner shell and a completely isolated outer frame and covers.

Finish

- Blue or gray alkyd enamel
- Optional: Premium finish for corrosive environments

Doors

- Heavy-duty doors on an isolated door frame minimize heat loss. Wire core gaskets create a tight seal for efficient heating.
- Explosion venting latches
- Standard: Bi-parting swing doors
- Optional:
 - Vertical lift guillotine door
 - Door windows

Floor

- Standard: 12 ga. plate floor
- Optional:
 - 12 ga. plate floor with (1) pair inverted angle track
 - 12 ga. plate floor with (1) pair 6" wide wheel guides
 - Insulated (100 p.s.f. max.)
 - Insulated with (1) pair inverted angle track
 - Insulated with (1) pair 6" wide wheel guides
 - No floor

Input Voltage

- Standard 480/3/60
- Please consult factory for other available options.

Controls

- 10" touchscreen HMI
- Custom reports available
- Ramp/ soak programming
- Non-editable file recording
- Batch recording with user defined fields
- Various automation control
- Operations select which thermocouple and vacuum ports to be used in recipe
- Ability to calibrate all recording devices
- Optional:
 - Part libraries available
 - Fully automated electric solenoids available in place of manual valves
 - Controlled cool down cycles utilizing variable speed exhaust
 - Variable vacuum pressure control

Quality Assurance

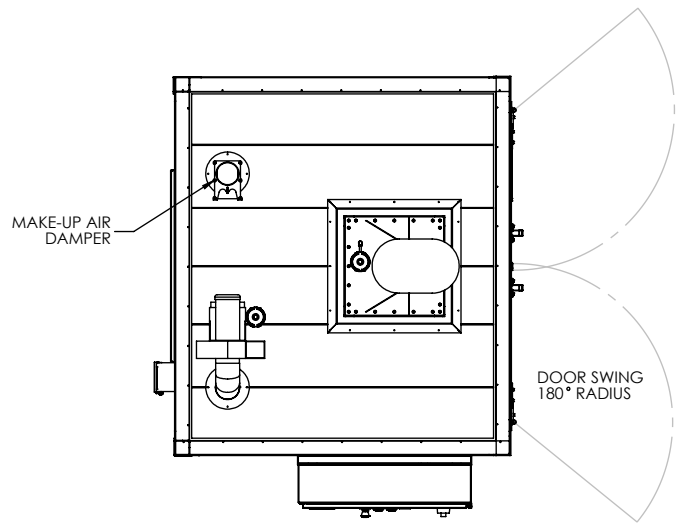
- Each unit comes complete with a (1) year warranty and is fully assembled, wired, and tested prior to shipment.
- Unit manufactured under ISO 9001 Quality Certified System.

Model (NFPA Class B)	Overall Dimensions			Door Swing Radius	Workspace Dimensions			Workspace Volume (cubic ft.)	Heater Bank (kW)	Circulating Fan(s) (CFM)	Motor(s) (HP)	Air Changes per Minute	Exhaust Fan Capacity (CFM)	Exhaust Motor (HP)	Solvents per Batch (Gals.)	Ships Fully Assembled
	"W	"D	"H		"W	"D	"H									
EWT05EH-48-48-60 *	87	61	123	34"	48	48	60	80	45	3,500	3	43.75	N/A	N/A	0	Yes
EWT05EH-48-48-72 *	91	61	135	34"	48	48	72	96	45	4,000	3	41.67	N/A	N/A	0	Yes
EWT05EH-48-48-96	95	61	159	34"	48	48	96	128	54	5,500	3	42.97	N/A	N/A	0	No
EWT05EH-48-72-72 *	95	85	136	34"	48	72	72	144	54	6,000	3	41.67	N/A	N/A	0	Yes
EWT05EH-48-72-96	99	85	163	34"	48	72	96	192	63	8,000	5	41.67	N/A	N/A	0	No
EWT05EH-48-96-72	99	109	139	34"	48	96	72	192	63	8,000	5	41.67	N/A	N/A	0	Yes
EWT05EH-48-96-96	107	109	167	34"	48	96	96	256	72	12,000	7 1/2	46.88	N/A	N/A	0	No
EWT05EH-60-60-60 *	107	73	123	40"	60	60	60	125	45	5,000	3	40.00	N/A	N/A	0	Yes
EWT05EH-60-60-72 *	107	73	136	40"	60	60	72	150	54	6,000	3	40.00	N/A	N/A	0	Yes
EWT05EH-60-60-96	111	73	163	40"	60	60	96	200	63	8,000	5	40.00	N/A	N/A	0	No
EWT05EH-60-72-72 *	111	85	136	40"	60	72	72	180	54	8,000	5	44.44	N/A	N/A	0	Yes
EWT05EH-60-72-96	115	85	167	40"	60	72	96	240	63	10,000	7 1/2	41.67	N/A	N/A	0	No
EWT05EH-60-96-96	123	109	169	40"	60	96	96	320	72	14,000	10	43.75	N/A	N/A	0	No
EWT05EH-72-72-72 *	123	85	139	46"	72	72	72	216	63	9,000	7 1/2	41.67	N/A	N/A	0	Yes
EWT05EH-72-72-96	131	85	169	46"	72	72	96	288	72	12,000	7 1/2	41.67	N/A	N/A	0	No
EWT05EH-72-96-96	147	109	169	46"	72	96	96	384	81	16,000	10	41.67	N/A	N/A	0	No
EWT05EH-72-120-96	155	133	169	46"	72	120	96	480	90	20,000	15	41.67	N/A	N/A	0	No

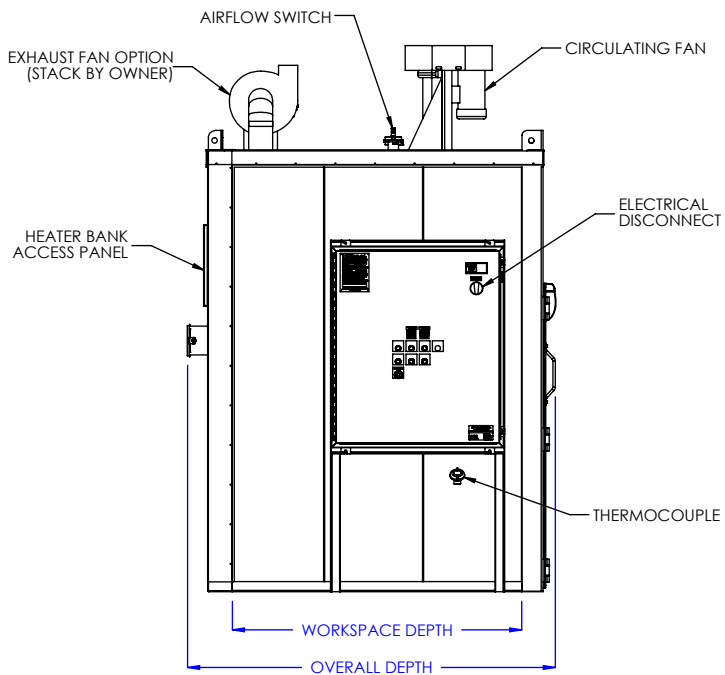
Model (NFPA Class A)	Overall Dimensions			Door Swing Radius	Workspace Dimensions			Workspace Volume (cubic ft.)	Heater Bank (kW)	Circulating Fan(s) (CFM)	Motor(s) (HP)	Air Changes per Minute	Exhaust Fan Capacity (CFM)	Exhaust Motor (HP)	Solvents per Batch (Gals.)	Ships Fully Assembled
	"W	"D	"H		"W	"D	"H									
EWT05EH-48-48-60 *	87	61	174	34"	48	48	60	80	54	3,500	3	43.75	62	1/4	0.05	No
EWT05EH-48-48-72 *	91	61	186	34"	48	48	72	96	54	4,000	3	41.67	62	1/4	0.05	No
EWT05EH-48-48-96	95	61	210	34"	48	48	96	128	63	5,500	3	42.97	62	1/4	0.05	No
EWT05EH-48-72-72 *	95	85	187	34"	48	72	72	144	63	6,000	3	41.67	62	1/4	0.05	No
EWT05EH-48-72-96	99	85	214	34"	48	72	96	192	63	8,000	5	41.67	62	1/4	0.05	No
EWT05EH-48-96-72	99	109	190	34"	48	96	72	192	63	8,000	5	41.67	62	1/4	0.05	No
EWT05EH-48-96-96	107	109	218	34"	48	96	96	256	72	12,000	7 1/2	46.88	62	1/4	0.05	No
EWT05EH-60-60-60 *	107	73	174	40"	60	60	60	125	54	5,000	3	40.00	62	1/4	0.05	No
EWT05EH-60-60-72 *	107	73	187	40"	60	60	72	150	63	6,000	3	40.00	62	1/4	0.05	No
EWT05EH-60-60-96	111	73	214	40"	60	60	96	200	72	8,000	5	40.00	62	1/4	0.05	No
EWT05EH-60-72-72 *	111	85	187	40"	60	72	72	180	63	8,000	5	44.44	62	1/4	0.05	No
EWT05EH-60-72-96	115	85	218	40"	60	72	96	240	72	10,000	7 1/2	41.67	62	1/4	0.05	No
EWT05EH-60-96-96	123	109	220	40"	60	96	96	320	90	14,000	10	43.75	100	1/4	0.08	No
EWT05EH-72-72-72 *	123	85	190	46"	72	72	72	216	72	9,000	7 1/2	41.67	62	1/4	0.05	No
EWT05EH-72-72-96	131	85	220	46"	72	72	96	288	81	12,000	7 1/2	41.67	62	1/4	0.05	No
EWT05EH-72-96-96	147	109	220	46"	72	96	96	384	99	16,000	10	41.67	100	1/4	0.08	No
EWT05EH-72-120-96	155	133	220	46"	72	120	96	480	108	20,000	15	41.67	100	1/4	0.08	No

* Indicates Configuration Style #1. Refer to drawings on page 3 of 4

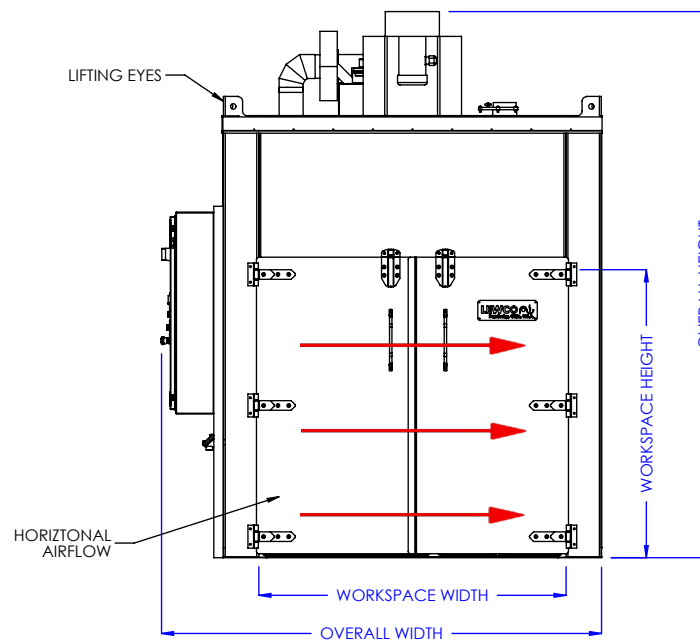
NOTE: Sizes are approximate. LEWCO, Inc. reserves the right to change specifications without notice.



PLAN VIEW



LEFT SIDE ELEVATION



FRONT ELEVATION

MODEL: EWT05EH

DESCRIPTION: ENHANCED DUTY WALK-IN OVEN, TOP MOUNT HEATER, 500°F, ELECTRIC, HORIZONTAL AIRFLOW

WARNING: OVENS PROCESSING FLAMMABLE VOLATILES OR COMBUSTIBLE MATERIALS ARE CLASSIFIED BY NFPA 86 AS "CLASS A" OVENS AND REQUIRE SPECIFIC SAFETY FEATURES. KNOW THE PROPERTIES OF THE MATERIALS BEING HEATED. EXPLOSION OR FIRE MAY RESULT FROM MISAPPLICATION.

LEWCO, INC. IS COMMITTED TO CONTINUOUS IMPROVEMENT AND RESERVES THE RIGHT TO CHANGE DESIGNS AND SPECIFICATIONS WITHOUT NOTICE.

THIS DRAWING MUST NOT BE COPIED, REPRODUCED OR USED FOR ANY PURPOSE WITHOUT THE WRITTEN CONSENT OF LEWCO, INC. ALL RIGHTS RESERVED.

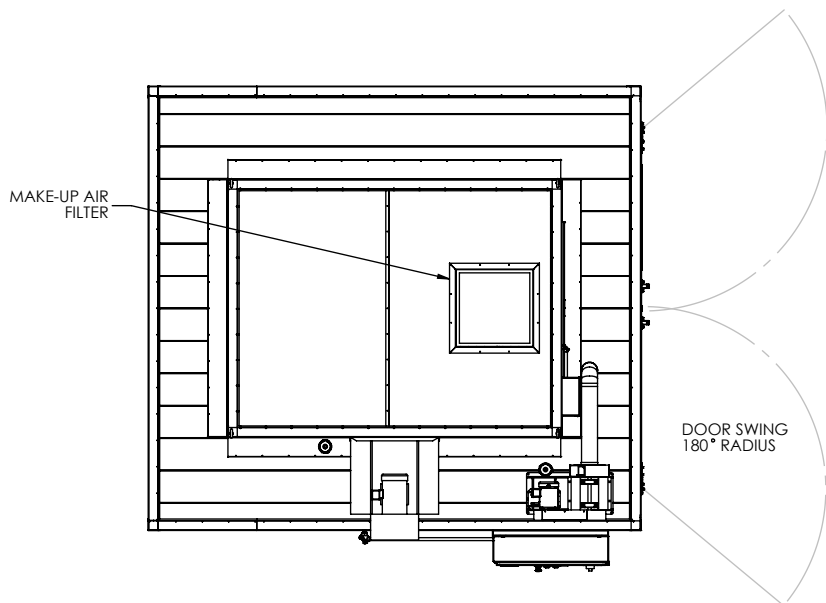
DATE: 7/5/2017

REV. 001

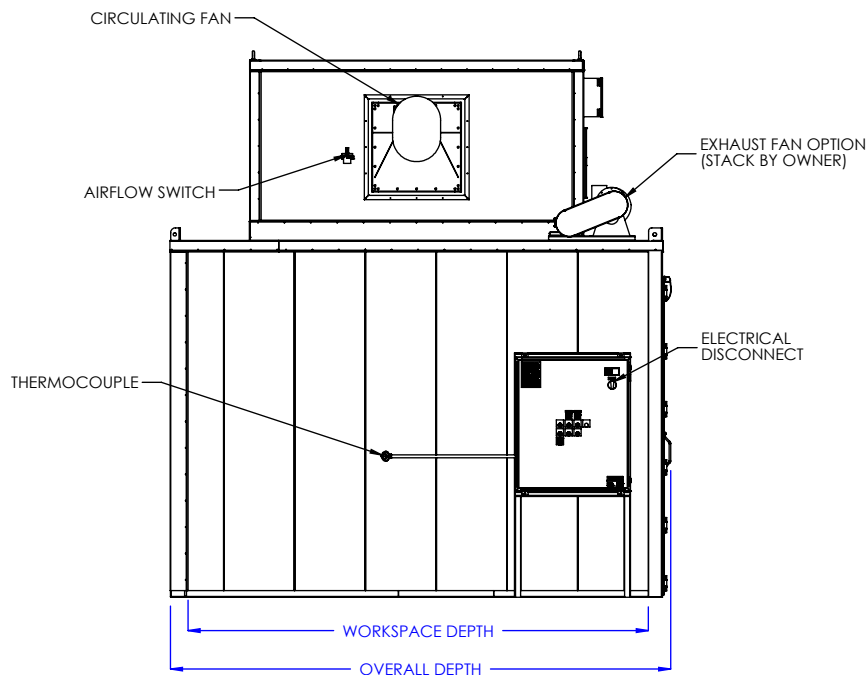
PAGE: 3 of 4



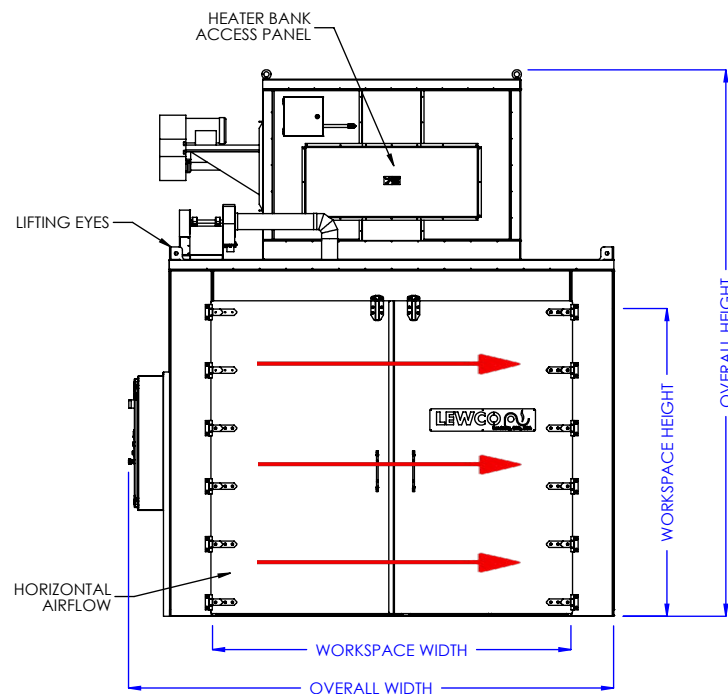
706 LANE ST. SANDUSKY, OH 44870, U.S.A.



PLAN VIEW



LEFT SIDE ELEVATION



FRONT ELEVATION

MODEL: EWT05EH

DESCRIPTION: ENHANCED DUTY WALK-IN OVEN, TOP MOUNT HEATER, 500°F, ELECTRIC, HORIZONTAL AIRFLOW

WARNING: OVENS PROCESSING FLAMMABLE VOLATILES OR COMBUSTIBLE MATERIALS ARE CLASSIFIED BY NFPA 86 AS "CLASS A" OVENS AND REQUIRE SPECIFIC SAFETY FEATURES. KNOW THE PROPERTIES OF THE MATERIALS BEING HEATED. EXPLOSION OR FIRE MAY RESULT FROM MISAPPLICATION.

LEWCO, INC. IS COMMITTED TO CONTINUOUS IMPROVEMENT AND RESERVES THE RIGHT TO CHANGE DESIGNS AND SPECIFICATIONS WITHOUT NOTICE.

THIS DRAWING MUST NOT BE COPIED, REPRODUCED OR USED FOR ANY PURPOSE WITHOUT THE WRITTEN CONSENT OF LEWCO, INC. ALL RIGHTS RESERVED.

DATE: 7/5/2017

REV. 001

PAGE: 4 of 4



706 LANE ST. SANDUSKY, OH 44870, U.S.A.