



Model: EWT03EH

Enhanced Duty Walk-In Oven

LEWCO Enhanced-Duty Batch Ovens are designed for critical applications, such as those in the advanced materials and aerospace industries. These models offer all of the same construction features as the Normal-Duty ovens; however the performance is "enhanced" by adding additional heat capacity and larger circulation fans. Enhanced-Duty ovens also guarantee a temperature uniformity of at least +/- 10°F. The EWT series features a top-mounted heater box, which creates a smaller footprint and permits pass-through processing with optional rear doors. Each unit is fully assembled, wired, and tested prior to shipment. All LEWCO ovens are manufactured to meet the requirements of NFPA 86.

Operating Temperature

- 150°F - 350°F (66°C -177°C)

Heating Source & Capacity

- Electric, low watt density Incoloy® heaters provide years of trouble free service.
- Standard heater bank assemblies are installed in high velocity ductwork to maximize heat transfer.

Airflow Pattern

- Horizontal Airflow: Hot air is supplied from one of the side wall and pulled across horizontally to the opposite side wall.

General Construction

- 16 ga. aluminized steel interior
- 18 ga. cold rolled steel exterior
- Heat loss is minimized by a unique wall design featuring a welded inner shell and a completely isolated outer frame and covers.

Finish

- Blue or gray alkyd enamel
- Optional: Premium finish for corrosive environments

Doors

- Heavy-duty doors on an isolated door frame minimize heat loss. Wire core gaskets create a tight seal for efficient heating.
- Explosion venting latches
- Standard: Bi-parting swing doors
- Optional:
 - Vertical lift guillotine door
 - Door windows

Floor

- Standard: 12 ga. plate floor
- Optional:
 - 12 ga. plate floor with (1) pair inverted angle track
 - 12 ga. plate floor with (1) pair 6" wide wheel guides
 - Insulated (100 p.s.f. max.)
 - Insulated with (1) pair inverted angle track
 - Insulated with (1) pair 6" wide wheel guides
 - No floor

Input Voltage

- Standard 480/3/60
- Please consult factory for other available options.

Controls

- Single set-point temperature controller and redundant high-limit controller
- NEMA 12 enclosure with full voltage lockable disconnect switch
- Circulation fan(s) include air proving circuits that are electrically interlocked with the heating circuit.
- Controls are wired to NFPA 70 and 79 electrical standards, and meet the requirements of NFPA 86, Class B ovens.
- Optional:
 - Door Switch
 - Batch Timer
 - Ramp/ Soak controller
 - Data logger/ chart recorder
 - Zero speed switch for fans
 - Composite curing controls

Quality Assurance

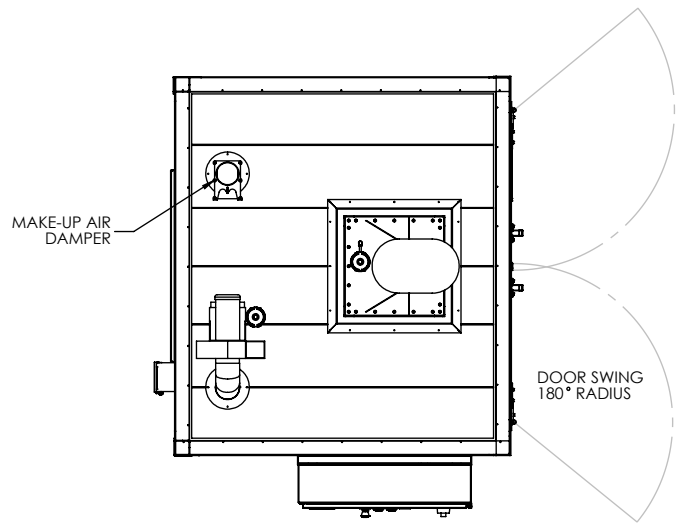
- Each unit comes complete with a (1) year warranty and is fully assembled, wired, and tested prior to shipment.
- Unit manufactured under ISO 9001 Quality Certified System.

Model (NFPA Class B)	Overall Dimensions			Door Swing Radius	Workspace Dimensions			Workspace Volume (cubic ft.)	Heater Bank (kW)	Circulating Fan(s) (CFM)	Motor(s) (HP)	Air Changes per Minute	Exhaust Fan Capacity (CFM)	Exhaust Motor (HP)	Solvents per Batch (Gals.)	Ships Fully Assembled
	"W	"D	"H		"W	"D	"H									
EWT03EH-48-48-60 *	74	59	89	34"	48	48	60	80	36	3,500	3	43.75	N/A	N/A	0	Yes
EWT03EH-48-48-72 *	76	59	102	34"	48	48	72	96	36	4,000	3	41.67	N/A	N/A	0	Yes
EWT03EH-48-48-96	76	59	126	34"	48	48	96	128	45	5,500	3	42.97	N/A	N/A	0	Yes
EWT03EH-48-72-72 *	76	83	107	34"	48	72	72	144	45	6,000	3	41.67	N/A	N/A	0	Yes
EWT03EH-48-72-96	78	83	138	34"	48	72	96	192	45	8,000	5	41.67	N/A	N/A	0	Yes
EWT03EH-48-96-72	78	107	114	34"	48	96	72	192	45	8,000	5	41.67	N/A	N/A	0	Yes
EWT03EH-48-96-96	80	107	139	34"	48	96	96	256	54	12,000	7 1/2	46.88	N/A	N/A	0	Yes
EWT03EH-60-60-60 *	88	71	90	40"	60	60	60	125	45	5,000	3	40.00	N/A	N/A	0	Yes
EWT03EH-60-60-72 *	88	71	107	40"	60	60	72	150	45	6,000	3	40.00	N/A	N/A	0	Yes
EWT03EH-60-60-96	90	71	138	40"	60	60	96	200	45	8,000	5	40.00	N/A	N/A	0	Yes
EWT03EH-60-72-72 *	90	83	108	40"	60	72	72	180	45	8,000	5	44.44	N/A	N/A	0	Yes
EWT03EH-60-72-96	90	83	138	40"	60	72	96	240	54	10,000	7 1/2	41.67	N/A	N/A	0	Yes
EWT03EH-60-96-96	92	107	146	40"	60	96	96	320	54	14,000	10	43.75	N/A	N/A	0	No
EWT03EH-72-72-72 *	102	83	114	46"	72	72	72	216	45	9,000	7 1/2	41.67	N/A	N/A	0	Yes
EWT03EH-72-72-96	104	83	146	46"	72	72	96	288	54	12,000	7 1/2	41.67	N/A	N/A	0	No
EWT03EH-72-96-96	108	107	148	46"	72	96	96	384	63	16,000	10	41.67	N/A	N/A	0	No
EWT03EH-72-120-96	110	131	149	46"	72	120	96	480	72	20,000	15	41.67	N/A	N/A	0	No

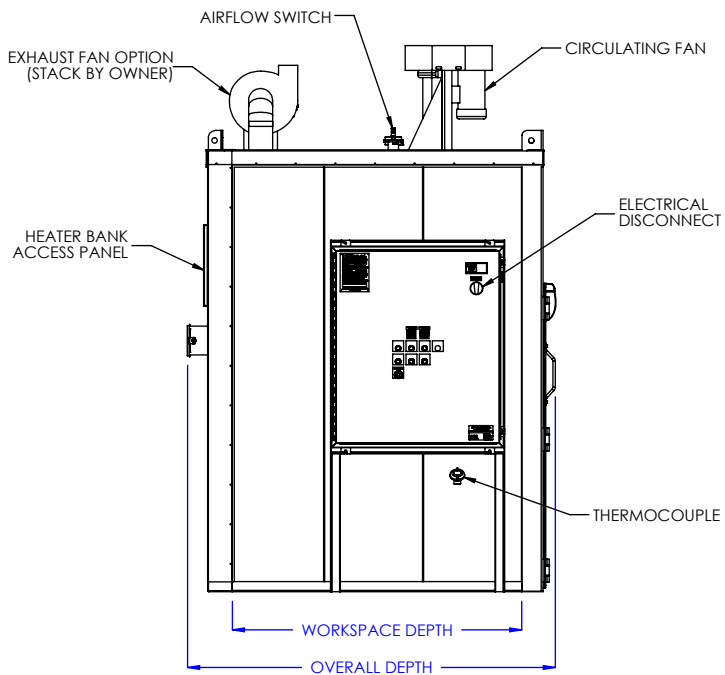
Model (NFPA Class A)	Overall Dimensions			Door Swing Radius	Workspace Dimensions			Workspace Volume (cubic ft.)	Heater Bank (kW)	Circulating Fan(s) (CFM)	Motor(s) (HP)	Air Changes per Minute	Exhaust Fan Capacity (CFM)	Exhaust Motor (HP)	Solvents per Batch (Gals.)	Ships Fully Assembled
	"W	"D	"H		"W	"D	"H									
EWT03EH-48-48-60 *	74	59	116	34"	48	48	60	80	36	3,500	3	43.75	62	1/4	0.06	Yes
EWT03EH-48-48-72 *	76	59	102	34"	48	48	72	96	45	4,000	3	41.67	62	1/4	0.06	Yes
EWT03EH-48-48-96	76	59	153	34"	48	48	96	128	45	5,500	3	42.97	62	1/4	0.06	No
EWT03EH-48-72-72 *	76	83	134	34"	48	72	72	144	45	6,000	3	41.67	62	1/4	0.06	Yes
EWT03EH-48-72-96	78	83	165	34"	48	72	96	192	54	8,000	5	41.67	62	1/4	0.06	No
EWT03EH-48-96-72	78	107	141	34"	48	96	72	192	54	8,000	5	41.67	62	1/4	0.06	Yes
EWT03EH-48-96-96	80	107	166	34"	48	96	96	256	54	12,000	7 1/2	46.88	62	1/4	0.06	No
EWT03EH-60-60-60 *	88	71	117	40"	60	60	60	125	45	5,000	3	40.00	62	1/4	0.06	Yes
EWT03EH-60-60-72 *	88	71	134	40"	60	60	72	150	45	6,000	3	40.00	62	1/4	0.06	Yes
EWT03EH-60-60-96	90	71	165	40"	60	60	96	200	54	8,000	5	40.00	62	1/4	0.06	No
EWT03EH-60-72-72 *	90	83	135	40"	60	72	72	180	54	8,000	5	44.44	62	1/4	0.06	Yes
EWT03EH-60-72-96	90	83	165	40"	60	72	96	240	54	10,000	7 1/2	41.67	62	1/4	0.06	No
EWT03EH-60-96-96	92	107	173	40"	60	96	96	320	63	14,000	10	43.75	100	1/4	0.10	No
EWT03EH-72-72-72 *	102	83	141	46"	72	72	72	216	54	9,000	7 1/2	41.67	62	1/4	0.06	Yes
EWT03EH-72-72-96	104	83	173	46"	72	72	96	288	63	12,000	7 1/2	41.67	62	1/4	0.06	No
EWT03EH-72-96-96	108	107	175	46"	72	96	96	384	72	16,000	10	41.67	100	1/4	0.10	No
EWT03EH-72-120-96	110	131	176	46"	72	120	96	480	72	20,000	15	41.67	100	1/4	0.10	No

* Indicates Configuration Style #1. Refer to drawings on page 3 of 4

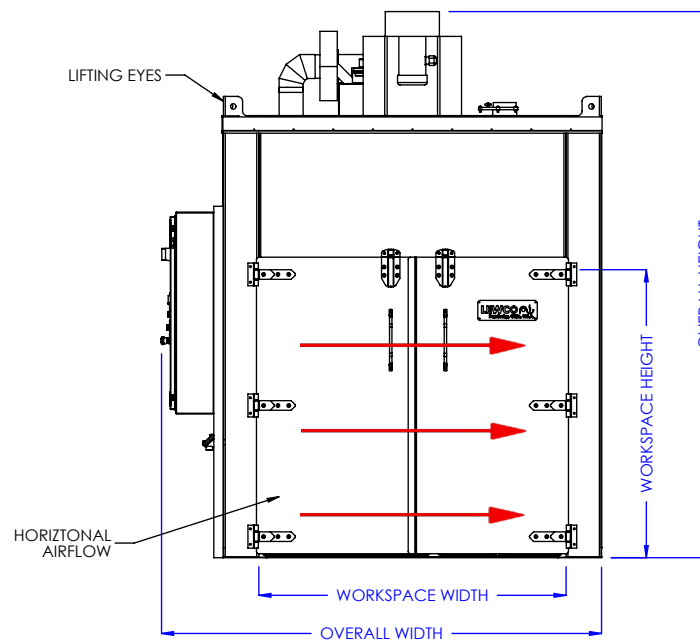
NOTE: Sizes are approximate. LEWCO, Inc. reserves the right to change specifications without notice.



PLAN VIEW



LEFT SIDE ELEVATION



FRONT ELEVATION

MODEL: EWT03EH

DESCRIPTION: ENHANCED DUTY WALK-IN OVEN, TOP MOUNT HEATER, 350°F, ELECTRIC, HORIZONTAL AIRFLOW

WARNING: OVENS PROCESSING FLAMMABLE VOLATILES OR COMBUSTIBLE MATERIALS ARE CLASSIFIED BY NFPA 86 AS "CLASS A" OVENS AND REQUIRE SPECIFIC SAFETY FEATURES. KNOW THE PROPERTIES OF THE MATERIALS BEING HEATED. EXPLOSION OR FIRE MAY RESULT FROM MISAPPLICATION.

LEWCO, INC. IS COMMITTED TO CONTINUOUS IMPROVEMENT AND RESERVES THE RIGHT TO CHANGE DESIGNS AND SPECIFICATIONS WITHOUT NOTICE.

THIS DRAWING MUST NOT BE COPIED, REPRODUCED OR USED FOR ANY PURPOSE WITHOUT THE WRITTEN CONSENT OF LEWCO, INC. ALL RIGHTS RESERVED.

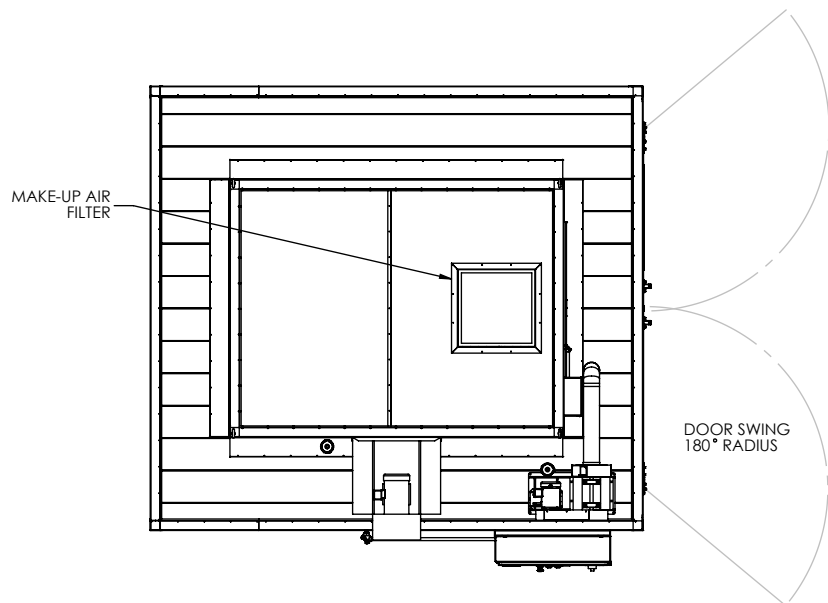
DATE: 7/5/2017

REV. 001

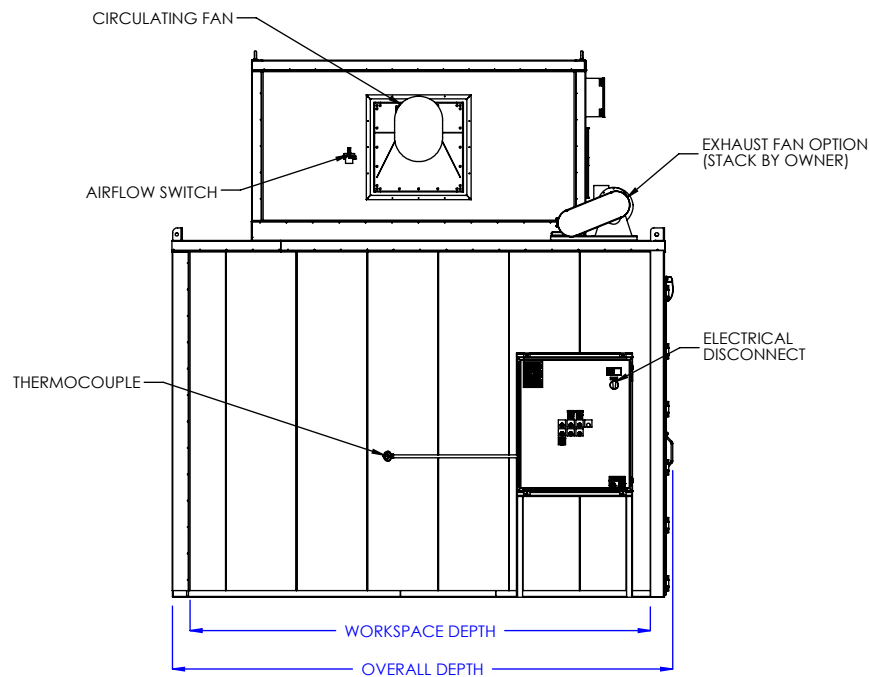
PAGE: 3 of 4



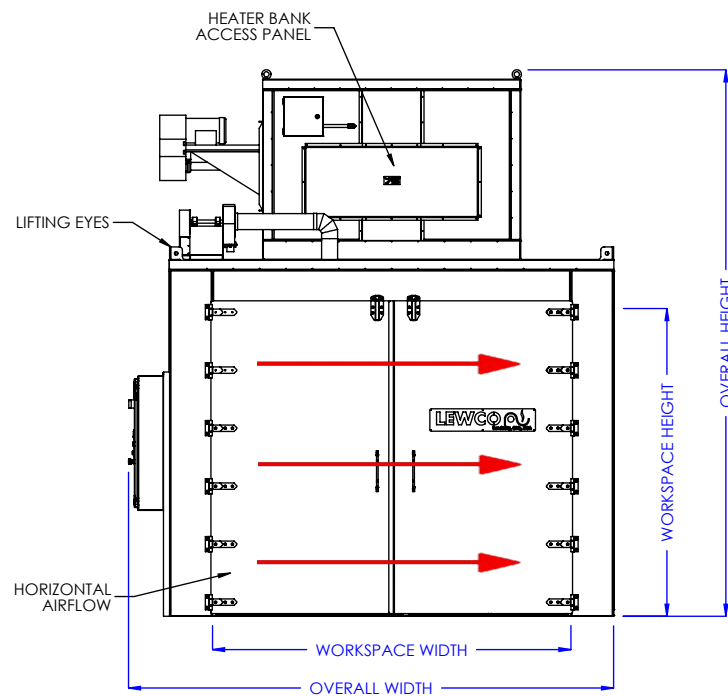
706 LANE ST. SANDUSKY, OH 44870, U.S.A.



PLAN VIEW



LEFT SIDE ELEVATION



FRONT ELEVATION

MODEL: EWT03EH

DESCRIPTION: ENHANCED DUTY WALK-IN OVEN, TOP MOUNT HEATER, 350°F, ELECTRIC, HORIZONTAL AIRFLOW

WARNING: OVENS PROCESSING FLAMMABLE VOLATILES OR COMBUSTIBLE MATERIALS ARE CLASSIFIED BY NFPA 86 AS "CLASS A" OVENS AND REQUIRE SPECIFIC SAFETY FEATURES. KNOW THE PROPERTIES OF THE MATERIALS BEING HEATED. EXPLOSION OR FIRE MAY RESULT FROM MISAPPLICATION.

LEWCO, INC. IS COMMITTED TO CONTINUOUS IMPROVEMENT AND RESERVES THE RIGHT TO CHANGE DESIGNS AND SPECIFICATIONS WITHOUT NOTICE.

THIS DRAWING MUST NOT BE COPIED, REPRODUCED OR USED FOR ANY PURPOSE WITHOUT THE WRITTEN CONSENT OF LEWCO, INC. ALL RIGHTS RESERVED.

DATE: 7/5/2017

REV. 001

PAGE: 4 of 4



706 LANE ST. SANDUSKY, OH 44870, U.S.A.